

CHAPTER – 2

ANALYSIS OF REGISTERED PUBLICATIONS

2.1.1. The number of publications registered with the Registrar of Newspapers for India has maintained a rising trend. There were 1,05,443 registered publications as on 31-03-2015. A total number of 5,423 new publications were registered and 15 publications were ceased during the period from 01-04-2015 to 31-03-2016 there by raising the total numbers to 1,10,851 on 31st March,2016 showing a net increase of 5.13 per cent over the previous year. (Table 2.1)

2.1.2. There were 15,723 registered Dailies and 413 Tri/Bi-Weeklies in 2015-16, as against 14,573 Dailies and 411 Tri and Bi Weeklies in 2014-15. Total number of Dailies, taken together with Tri/Bi-Weeklies, has increased by 1,152 or 7.68 per cent during the reporting year. (Table 2.1)

2.1.3. State-wise analysis reveals that there has been an increase in the number of publications in all States and Union Territories except Nagaland and Lakshadweep. (Table 2.4)

2.1.4. The pattern of growth of publications in the country during the last six years is given in Table 2.1. It reveals a growth of 5.13 per cent in the total number of publications published in the country over the previous year.

PROFILE OF NEW PUBLICATIONS

2.2.1. Out of 5,423 publications registered during the period 2015-16, 1,152 were Dailies, 2 Tri and Bi Weeklies, 1,647 Weeklies, 481 Fortnightlies, 1,833 Monthlies, 199 Quarterlies, 28 Annuals and 81 of other periodicities. (Table 2.2)

2.2.2. In 2015-16, new publications were registered in all the main languages except Bodo, Dogri, Kashmiri, and Sindhi. The largest numbers, 2069 were brought out and registered in Hindi, followed by 564 in Marathi and 457 in Telugu. (Table 2.2)

CEASED PUBLICATIONS

2.3. A total number of 15 registered publications were ceased during the period 2015-16. These include 11 publications in Delhi, 02 in Chhattisgarh, 01 in Maharashtra, 01 in Madhya Pradesh. A total number of 22 registered publications were deregistered during the period 2015-16. All of these were from Maharashtra.

DAILIES

2.4.1. The total number of Daily publications in 2015-16 increased to 15,723 as compared to previous year's 14,573 i.e. an increase by 1,150 in numbers or 7.9 in percentage terms. Daily publications were brought out in almost all main languages of the country. Hindi Dailies topped the list with 6,755. Other languages in which more than 100 Daily publications were brought out were (i) Urdu (1,775), (ii) Telugu (1,368), (iii) English (1,304), (iv) Marathi (1,116), (v) Kannada (820), (vi) Gujarati (589), (vii) Tamil (480), (viii) Malayalam (357), (ix) Bilingual (344), (x) Bengali (190), (xi) Oriya (181) and (xii) Punjabi (176). (Table 2.3)

2.4.2. Tri or Bi-Weekly publications, which are akin to Dailies in dissemination of news, totaled 413 with Hindi at the top with 132 followed by English (62), Tamil (46), Marathi (26), Bilingual (23), Gujarati (19), Bengali (19), Urdu (16) and Punjabi (16). (Table 2.3)

PERIODICALS

2.5. A total of 94,715 publications of various periodicities other than Dailies and Tri/Bi-Weeklies were on the records of the RNI in 2015-16. Out of these, 36,635 were Weeklies, 34,101 Monthlies, 13,228 Fortnightlies, 6,193 Quarterlies and 826 Annuals. There were 3,732 publications of other periodicities such as Bi-Monthly, Tri-Monthly, half-yearly etc. Weeklies and Monthlies appeared to be more popular, with their total number soaring to 70,736 accounting for 63.81% approx. of the total Periodicals. (Table 2.3)

LANGUAGE-WISE ANALYSIS

2.6.1. Language wise analysis of registered publications shows that publications were registered in 173 languages and dialects in 2015-16. Apart from English and 22 other principal languages, listed in the Eighth Schedule of the Constitution, publications were registered in 150 other languages or dialects, mostly Indian and also in a few foreign languages. (Appendix II).

2.6.2. In 2015-16 also, the same trend can be noticed from the data of previous years that the highest number (44,557) of publications were registered in Hindi followed by English (14,083), Marathi (8,382), Gujarati (5,116), Urdu (5,006), Kannada (4,885), Telugu (4,768), Tamil (4,325), Bengali (3,938) and Malayalam (2,540). (Table 2.3)

2.6.3. Apart from Periodicals, published in one language, there were a significant number of publications brought out in two or more languages categorized as 'Bilingual' and 'multilingual'. At the end of 2015-16, there were 7,734 'Bilingual' and 1,241 'Multilingual' publications. (Table 2.3)

STATE-WISE ANALYSIS

2.7.1. Uttar Pradesh with 16,984 registered publications retained its top position at the end of 2015-16. Maharashtra with 15,260 publications came next, followed by Delhi with (12,482), Madhya Pradesh (9,570), Andhra Pradesh (6,506), Karnataka (6,374), Rajasthan (6,238), Tamil Nadu (6,148), Gujarat (5,587), West Bengal (5,291), Uttarakhand (3,333), Kerala (3,226), Orissa (1,995), Bihar (1,912) Punjab (1,883), Haryana (1,783), Chhattisgarh (1,440) and J&K (1,055) were among other states having more than 1,000 publications registered. (Table 2.4)

2.7.2. In the category of Dailies also, Uttar Pradesh maintained its lead, with 3,234 Daily publications followed by Andhra Pradesh (1,710), Maharashtra (1,600), Madhya Pradesh (1,248), Delhi (1,108), Karnataka (1,010), Rajasthan (841), Gujarat (690), Tamil Nadu (537), Bihar (528), Uttarakhand (383), Kerala (371) and J&K (319). States having the publication of 200 or more Dailies were West Bengal (302), Chhattisgarh (272), Punjab (272), Orissa (235) and Haryana (226). Dailies were published from almost all States and Union Territories except Lakshadweep. (Table 2.4)

2.7.3. In 2015-16, nearly 63.81 per cent of Periodicals were Weeklies or Monthlies. The largest number of Weeklies were published from Uttar Pradesh (8,387), followed by Maharashtra (6,951), Madhya Pradesh (3,947), Gujarat (2,452) Delhi (2,427) Uttarakhand (1,949) Rajasthan (1,545) Karnataka (1,225) and Andhra Pradesh (1,161). States publishing more than 500 Weeklies were West Bengal (973), Tamil Nadu (827), Bihar (690), Punjab (649), Haryana (602) and Chhattisgarh (549). (Table 2.4)

2.7.4. The largest numbers of Monthlies were published from Delhi (5,211), followed by Maharashtra (3,775), Tamil Nadu (3,484), Madhya Pradesh (3,382), Uttar Pradesh (2,890), Karnataka (2,639), Andhra Pradesh (2,508), Kerala (1,857), West Bengal (1,577), Gujarat (1,508), and Rajasthan (1,176). States from where more than 500 Monthlies were brought out were Orissa (679), and Punjab (570). (Table 2.4)

2.7.5. The distinction for bringing out the highest number of publications in a single language went to Uttar Pradesh from where 13,583 publications were brought out in Hindi. Other states with over 5000 publications in Hindi were Madhya Pradesh (8,765), Rajasthan (5,511) and Delhi (5,431). (Table 2.5)

CONCENTRATION

2.8. The Print Media tends to concentrate in certain important cities and towns, giving them eminence as major printing and publishing hubs, which can be classified as under:

- (i) Metropolitan Cities (Delhi, Kolkata, Mumbai and Chennai),
- (ii) State Capitals (other than the Metropolitan Cities),
- (iii) Union Territories,
- (iv) Big Cities, (having a population of more than 1,00,000) and
- (v) Small Towns. (having a population of less than 1,00,000).

NUMERICAL ANALYSIS

2.9.1. At the end of 2015-16, the total numbers of publications registered from the four Metropolitan Cities were 28,912 accounting for 26.08 per cent of the all India total. State capitals were publishing 22,864 registered publications or 20.62 per cent of the total. Big cities published a total of 43,239 publications constituting 39.00 per cent. As many as 11,359 publications were brought out from small towns constituting 10.24 per cent of the total numbers where 4,477 as the Union Territories accounted for the remaining 4.03 per cent (approx). (Table 2.6)

2.9.2. Out of 15,723 Dailies, a total number of 2,013 Dailies were being brought out from the Metropolitan Cities and 2,968 from State Capitals. The Big Cities in various States published 7,992 Daily publications and the Small Towns brought out 1,580. The Union Territories published only 1,170 Dailies (Table 2.7).

LANGUAGE-WISE ANALYSIS

2.10. Out of the total 14,083 publications in English language, 7,460 (53.00 per cent) were brought out from the four Metropolitan Cities. Other languages in which a large number of publications were brought out from the Metropolitan Cities were in Hindi, Tamil, Bengali, Urdu and Marathi. It was noticed that the Metropolitan-City, Delhi had a sizeable number of publications in Hindi while other main centers of Hindi publications were Big Cities and Small Towns other than State Capitals. Publications in Hindi and English were mainly published from State Capitals. Publications of Hindi, Marathi, English, Gujarati, Telugu and Bengali as well as Bilingual publications were centered in Big Cities. (Table 2.6)

LONGEVITY

2.11. BOMBAY SAMACHAR, a Gujarati Daily, being published since 1822 from Mumbai was the oldest among existing publications in India. The 48 centenarians of the Indian Press including the Bombay Samachar are as under:

S. No.	Title/ Periodicity/Language/Place	Year of Launch
1.	<i>Bombay Samachar</i> / Gujarati Daily/Mumbai	1822
2.	<i>Christ Church School</i> /(Bombay Education Society Magazine)/Bilingual Annual/Mumbai	1825
3.	<i>Jam-E-Jamshed</i> /Gujarati Daily/Mumbai	1832
4.	<i>The Times of India</i> /English Daily/Mumbai	1838
5.	<i>Calcutta Review</i> /English Quarterly/Calcutta	1844
6.	<i>Tirunelveli Diocesan Magazine</i> /Tamil Monthly/Tirunelveli	1849
7.	<i>The Examiner</i> /English Weekly/Mumbai	1850
8.	<i>The Guardian</i> /English Fortnightly/Chennai	1851
9.	<i>An Indian</i> /Portuguese Weekly/Margo	1861
10.	<i>Kheda Vartman</i> /Gujarati Weekly/Kaira	1861
11.	<i>Belgaum Samachar</i> /Marathi Weekly/Belgaum	1863
12.	<i>Gujarat Mitra & Gujarat Darpan</i> /Gujarati Daily/Surat	1863
13.	<i>Newman's Indian Bradshaw</i> /English Monthly/Kolkata	1865
14.	<i>Pioneer</i> English Daily/Lucknow	1865
15.	<i>Amrit Bazaar Patrika</i> /English Daily/Kolkata	1868
16.	<i>Sethia Vartaman</i> /Bilingual Monthly/Madurai	1870
17.	<i>U.S.I. Journal</i> /English Quarterly/Delhi	1870
18.	<i>Indian Witness</i> /English Fortnightly/Delhi	1871
19.	<i>Satya Shodhak</i> /Marathi Weekly/Ratnagiri	1871
20.	<i>Subodha Patrika</i> /Bilingual Quarterly/Mumbai	1873
21.	<i>Bihar Herald</i> /English Weekly/Patna	1874
22.	<i>The Statesman</i> /English Daily/Kolkata	1875
23.	<i>Satyanadam</i> /Bilingual Weekly/Kochi	1876
24.	<i>Sub Staff</i> /English Monthly/Chennai	1876
25.	<i>The Hindu</i> /English Daily/Chennai	1878
26.	<i>Bharuch Samachar</i> /Gujarati Weekly/Bharuch	1879
27.	<i>Prabodha Chandrika</i> /Marathi Weekly/Jalgaon	1880
28.	<i>National Christian Council Review</i> /English Monthly/Mysore	1880
29.	<i>Achhkni Repeno</i> /Garo Monthly/Meghalaya	1881
30.	<i>Kesari</i> /Marathi Daily/Poona	1881
31.	<i>Maharatta</i> /English Annual/Poona	1881
32.	<i>The Tribune</i> /English Daily/Chandigarh	1881
33.	<i>Amaldar</i> /Gujarati Quarterly/Mumbai	1882
34.	<i>Simhanad</i> /Marathi Monthly/Mumbai	1882
35.	<i>Madras Christian College Magazine</i> /Bilingual Annual/Chennai	1883
36.	<i>Musheer-E-Deccan</i> /Urdu Daily/Hyderabad	1884
37.	<i>Arya Gazette</i> /Urdu Weekly/Delhi	1884
38.	<i>Shree Jain Dharma Prakash</i> /Gujarati Monthly/Bhavnagar	1886
39.	<i>Deepika</i> /Malayalam Daily/Kottayam	1887
40.	<i>The New Leader</i> /English Weekly/Bangalore/Chennai	1887
41.	<i>Capital</i> /English Weekly/Kolkata	1888

S. No.	Title/ Periodicity/Language/Place	Year of Launch
42.	<i>Malayala Manorama</i> /Malayalam Daily/Kottayam	1890
43.	<i>Murshidabad Hiteshi</i> /Bengali Weekly/Murshidabad	1893
44.	<i>Chinnaria Bartabha</i> /Bengali Weekly/Hooghly	1893
45.	<i>Madhya Pradesh Sandesh</i> /Hindi Fortnightly/Gwalior	1895
46.	<i>Jain Gazette</i> /Hindi Weekly/Ajmer	1895
47.	<i>Yuddha Dhuwani</i> /Telugu Monthly/Chennai	1897
48.	<i>Khalsa Samachar</i> /Punjab Weekly/Amritsar	1899

(Present publishing status of most of the publications is not known due to non-submission of Annual Statements by them)

TABLE 2.1
NUMBER OF REGISTERED PUBLICATIONS
(2010-11 TO 2015-16)

Year (Ending)	Dailies	Tri/Bi-Weeklies	Weeklies	Others	Total	% of growth over previous years
2010-11	10,205	394	27,321	44,302	82,222	6.27
2011-12	10,908	396	28,819	46,631	86,754	5.51
2012-13	12,109	402	31,280	50,276	94,067	8.43
2013-14	13,350	411	33,170	52,729	99,660	5.95
2014-15	14,573	411	34,991	55,468	1,05,443	5.80
2015-16	15,723	413	36,635	58,080	1,10,851	5.13

TABLE 2.1

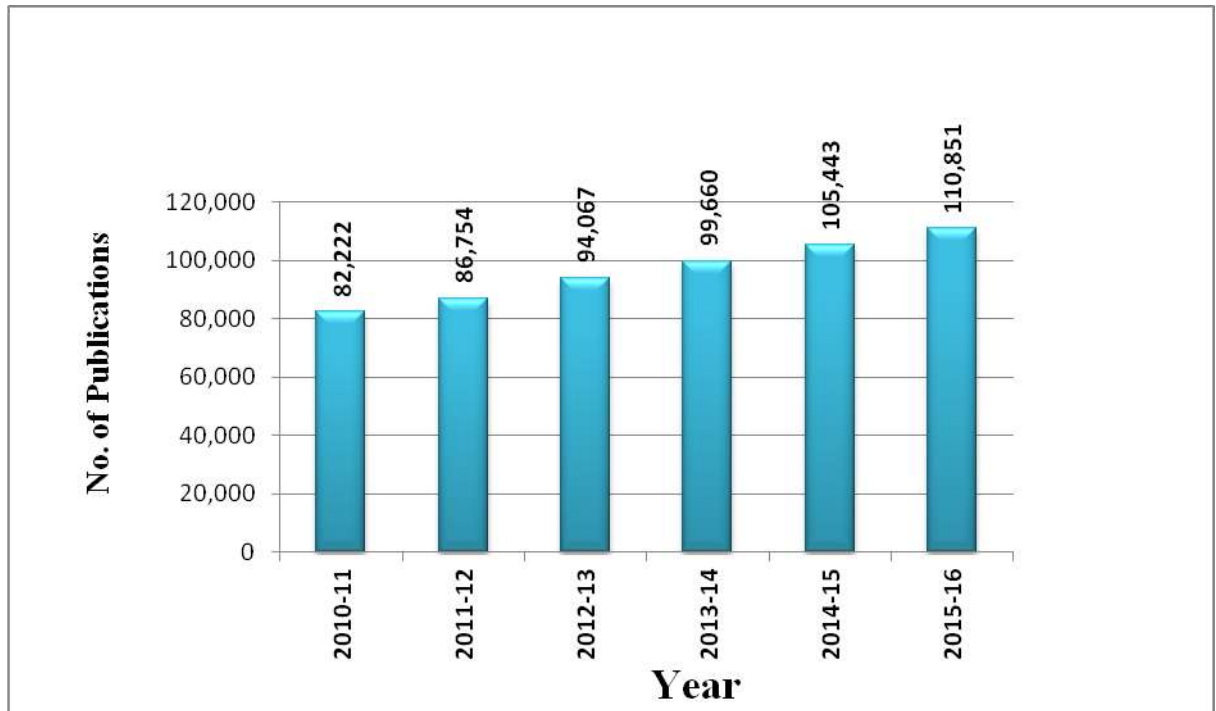
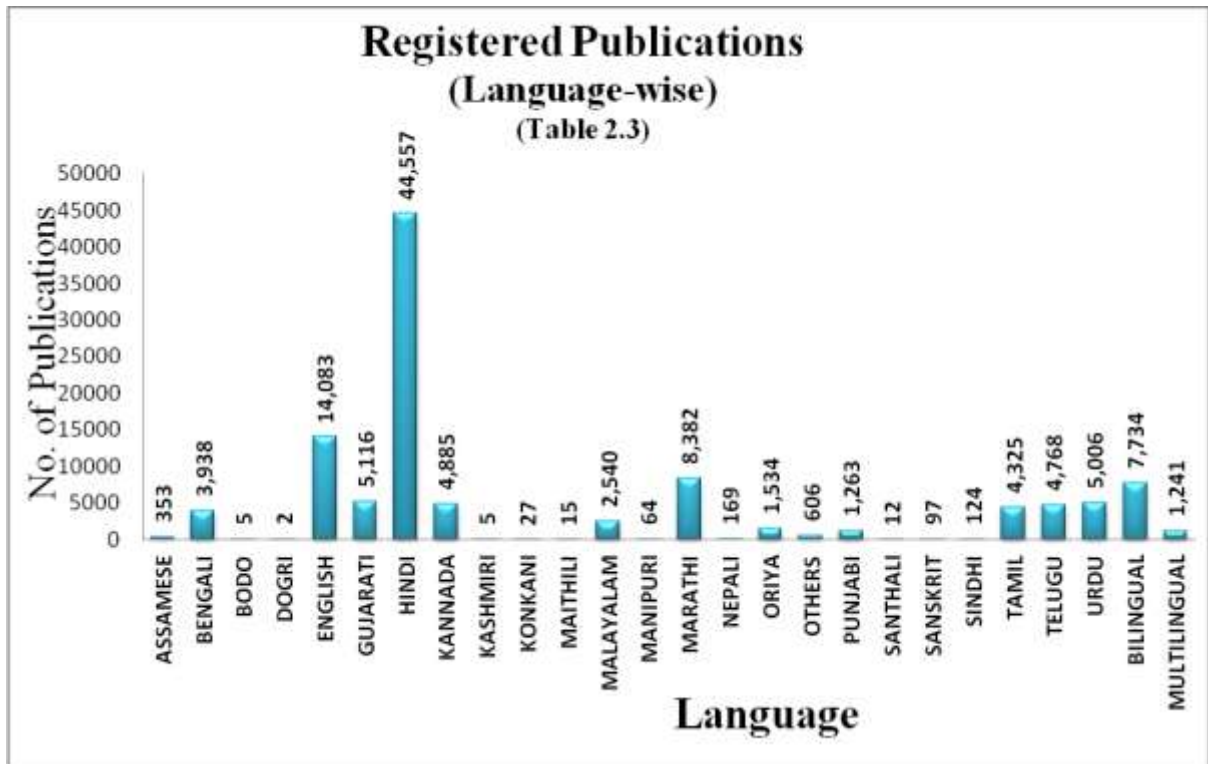


TABLE 2.2
NUMBER OF PUBLICATIONS REGISTERED
DURING 1.4.2015 TO 31.3.2016
(Language & Periodicity-wise)

Language	Daily	Bi/Tri Weekly	Weekly	Fortnightly	Monthly	Quarterly	Annual	Others	Total
Assamese	2	0	4	1	4	1	0	1	13
Bengali	6	0	18	25	19	7	1	7	83
Bodo	0	0	0	0	0	0	0	0	0
Dogri	0	0	0	0	0	0	0	0	0
English	95	0	55	25	182	37	6	31	431
Gujarati	50	0	138	37	49	5	0	1	280
Hindi	460	1	702	167	642	80	6	11	2069
Kannada	65	0	56	62	186	2	0	1	372
Kashmiri	0	0	0	0	0	0	0	0	0
Konkani	0	0	1	0	1	0	0	0	2
Maithili	0	0	0	0	0	0	0	0	0
Malayalam	13	0	2	1	41	3	0	3	63
Manipuri	1	0	0	0	0	0	0	0	1
Marathi	79	1	369	19	81	9	5	1	564
Nepali	0	0	1	0	0	0	0	0	1
Odia	10	0	17	9	24	3	3	2	68
Others	5	0	1	1	6	1	0	0	14
Punjabi	10	0	7	1	7	0	0	0	25
Santhali	0	0	0	0	0	0	0	0	0
Sanskrit	0	0	0	0	0	0	0	2	2
Sindhi	0	0	0	0	0	0	0	0	0
Tamil	13	0	31	33	149	1	1	6	234
Telugu	175	0	36	34	207	3	1	1	457
Urdu	140	0	62	8	23	1	0	2	236
Bilingual	28	0	132	54	184	41	4	10	453
Multilingual	0	0	15	4	28	5	1	2	55
Total	1152	2	1647	481	1833	199	28	81	5423

TABLE 2.3
NUMBER OF REGISTERED PUBLICATIONS AS ON 31.03.2016
(Language and Periodicity wise)

Language	Daily	Bi/Tri-weekly	Weekly	Fortnightly	Monthly	Quarterly	Annual	Others	Total
Assamese	54	7	110	48	101	17	1	15	353
Bengali	190	19	841	856	1054	645	38	295	3938
Bodo	3	0	0	0	1	1	0	0	5
Dogri	1	0	0	1	0	0	0	0	2
English	1304	62	2000	1231	5482	2010	332	1662	14083
Gujarati	589	19	2327	585	1373	110	17	96	5116
Hindi	6755	132	19164	5724	10571	1535	81	595	44557
Kannada	820	6	944	918	2036	94	4	63	4885
Kashmiri	1	0	2	1	0	1	0	0	5
Konkani	1	0	6	3	15	2	0	0	27
Maithili	4	0	0	2	3	3	0	3	15
Malayalam	357	9	245	215	1494	112	23	85	2540
Manipuri	21	0	12	5	13	7	0	6	64
Marathi	1116	26	4649	570	1468	225	175	153	8382
Nepali	16	1	91	7	28	18	0	8	169
Oriya	181	3	390	228	525	150	11	46	1534
Others	95	17	107	38	243	79	1	26	606
Punjabi	176	16	459	142	397	47	1	25	1263
Santhali	3	0	1	4	3	1	0	0	12
Sanskrit	18	0	13	10	28	20	0	8	97
Sindhi	14	0	44	11	41	11	0	3	124
Tamil	480	46	576	552	2524	70	14	63	4325
Telugu	1368	5	644	608	2004	57	3	79	4768
Urdu	1775	16	1860	458	752	109	5	31	5006
Bilingual	344	23	1871	885	3383	733	94	401	7734
Multilingual	37	6	279	126	562	136	26	69	1241
Total	15723	413	36635	13228	34101	6193	826	3732	110851



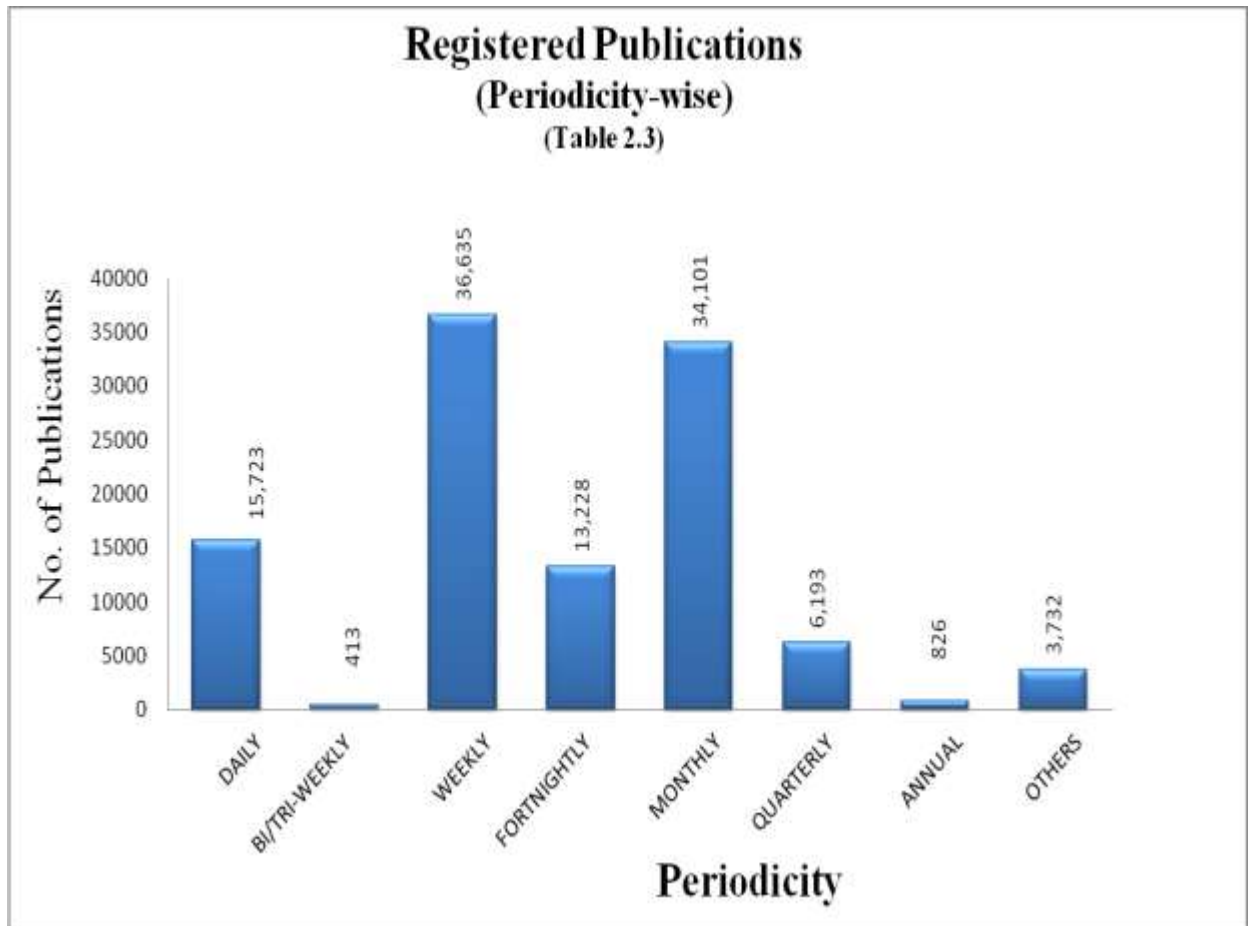


TABLE 2.4
TOTAL NUMBER OF REGISTERED PUBLICATIONS AS ON 31.03.2016
(State/U.T's & Periodicity Wise)

State/UT's	Daily	Bi/Tri-Weekly	Weekly	Fortnightly	Monthly	Quarterly	Annual	Others	Total
Andaman & Nicobar Islands	21	0	29	23	17	2	0	2	94
Andhra Pradesh	1710	9	1161	785	2508	182	8	143	6506
Arunachal Pradesh	10	1	11	0	3	2	0	0	27
Assam	139	20	246	82	163	33	4	25	712
Bihar	528	33	690	180	341	94	3	43	1912
Chandigarh	78	2	141	39	207	52	7	37	563
Chhattisgarh	272	2	549	102	401	82	4	28	1440
Dadra & Nagar Haveli	14	0	7	9	2	0	0	0	32
Daman & Diu	14	0	2	3	0	0	0	0	19
Delhi	1108	59	2427	1537	5211	1211	135	794	12482
Goa	26	0	25	17	52	13	1	6	140
Gujarat	690	17	2452	632	1508	142	9	137	5587
Haryana	226	11	602	297	477	99	10	61	1783
Himachal Pradesh	36	0	120	36	83	35	5	14	329
Jammu & Kashmir	319	4	498	83	103	21	2	25	1055
Jharkhand	124	0	104	55	133	42	1	7	466
Karnataka	1010	17	1225	1088	2639	229	12	154	6374
Kerala	371	10	284	254	1857	223	45	182	3226
Lakshadweep	0	0	3	2	1	1	0	0	7
Madhya Pradesh	1248	8	3947	472	3382	321	18	174	9570
Maharashtra	1600	54	6951	1134	3775	844	313	589	15260
Manipur	69	3	20	12	48	9	5	13	179
Meghalaya	15	4	35	7	20	6	2	5	94
Mizoram	52	15	40	8	52	9	0	7	183
Nagaland	8	0	10	1	2	2	0	0	23
Orissa	235	4	462	275	679	231	29	80	1995
Pondicherry	15	1	35	17	61	22	1	8	160
Punjab	272	14	649	227	570	75	18	58	1883
Rajasthan	841	22	1545	2295	1176	223	21	115	6238
Sikkim	18	2	83	1	4	3	0	3	114
Tamil Nadu	537	57	827	743	3484	268	46	186	6148
Telangana	161	0	67	51	196	7	2	7	491
Tripura	37	2	79	11	15	5	0	2	151
Uttar Pradesh	3234	24	8387	1369	2890	700	50	330	16984
Uttarakhand	383	7	1949	360	464	99	12	59	3333
West Bengal	302	11	973	1021	1577	906	63	438	5291
Total	15723	413	36635	13228	34101	6193	826	3732	110851

**REGISTERED PUBLICATIONS AS ON 31.03.2016
(State/U.T's & Periodicity Wise)**

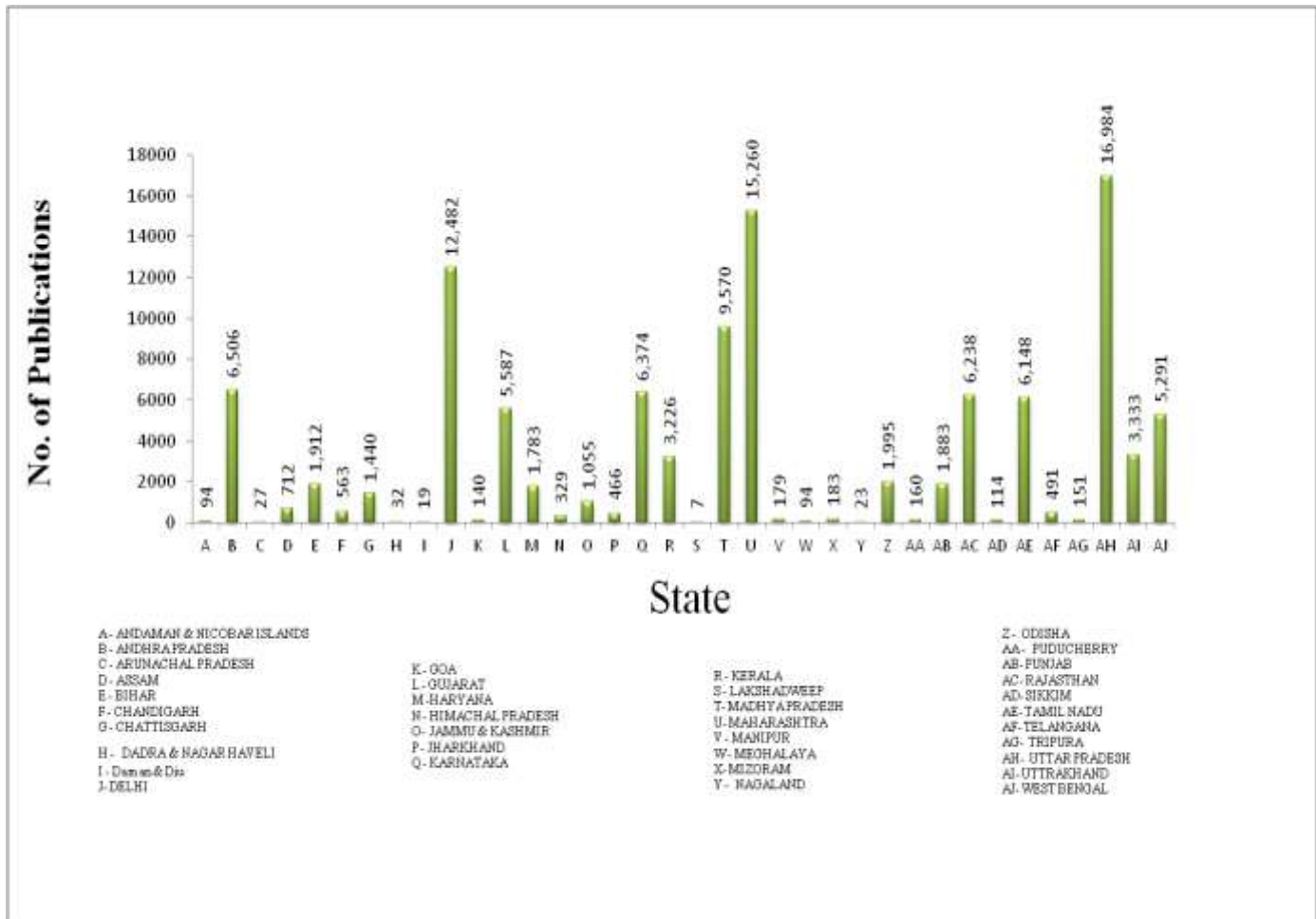


TABLE 2.5
TOTAL NUMBER OF REGISTERED PUBLICATIONS AS ON 31/03/2016
(STATES/UT'S & LANGUAGE WISE)

State/U.T's	Assamese	Bengali	Bilingual	Bodo	Dogri	English	Gujarati	Hindi
Andaman & Nicobar islands	0	7	8	0	0	46	0	15
Andhra Pradesh	2	7	394	0	0	897	5	86
Arunachal Pradesh	0	0	0	0	0	18	0	1
Assam	332	131	33	4	0	119	0	30
Bihar	1	7	48	0	0	99	0	1469
Chandigarh	0	0	54	0	0	276	0	135
Chhattisgarh	0	3	51	0	0	39	0	1325
Dadra & Nagar Haveli	0	0	3	0	0	6	6	17
Daman & Diu	0	0	0	0	0	3	8	6
Delhi	9	38	1566	0	0	4115	18	5431
Goa	0	0	17	0	0	56	1	3
Gujarat	0	1	195	0	0	284	4693	240
Haryana	0	0	185	0	0	160	0	1373
Himachal Pradesh	0	0	41	0	0	48	0	224
Jharkhand	0	5	31	0	0	49	0	316
Jammu Kashmir	0	0	90	0	1	438	0	106
Karnataka	0	0	336	0	0	789	2	79
Kerala	0	2	334	0	0	395	1	14
Lakshadweep	0	0	1	0	0	0	0	0
Madhya Pradesh	0	0	399	0	0	253	4	8765
Maharashtra	3	14	1137	0	1	2521	355	2036
Manipur	0	0	49	0	0	25	0	2
Meghalaya	0	2	13	0	0	29	0	4
Mizoram	0	0	10	0	0	5	0	0
Nagaland	0	0	1	0	0	18	0	0
Orissa	1	1	146	1	0	201	1	41
Pondicherry	0	1	20	0	0	21	2	1
Punjab	0	0	161	0	0	174	0	412
Rajasthan	0	1	415	0	0	187	1	5511
Sikkim	0	0	2	0	0	21	0	5
Tamil Nadu	2	3	756	0	0	996	4	62
Telangana	0	0	22	0	0	47	0	11
Tripura	0	118	9	0	0	16	0	1
Uttar Pradesh	0	11	776	0	0	823	3	13583
Uttarakhand	1	1	161	0	0	138	2	2898
West Bengal	2	3585	270	0	0	771	10	355
Total	353	3938	7734	5	2	14083	5116	44557

TABLE 2.5 (Continued)
TOTAL NUMBER OF REGISTERED PUBLICATIONS AS ON 31/03/2016
(STATES/UT'S & LANGUAGE WISE)

State/UT's	Kannada	Kashmiri	Konkani	Maithili	Malayalam	Manipuri	Marathi	Multi-Lingual	Nepali
Andaman & Nicobar islands	0	0	0	0	1	0	0	1	0
Andhra Pradesh	11	0	0	0	6	0	9	59	0
Arunachal Pradesh	0	0	0	0	0	7	0	0	0
Assam	0	0	0	0	0	8	0	10	3
Bihar	0	0	0	6	0	0	0	12	0
Chandigarh	0	0	0	0	0	0	0	18	0
Chhattisgarh	0	0	0	0	1	0	3	1	0
Dadra & Nagar Haveli	0	0	0	0	0	0	0	0	0
Daman & Diu	0	0	0	0	0	0	1	0	0
Delhi	11	0	0	5	29	0	15	137	12
Goa	4	0	3	0	0	0	34	6	0
Gujarat	0	0	1	0	4	0	24	94	1
Haryana	0	0	0	0	0	0	0	20	1
Himachal Pradesh	0	0	0	0	0	0	0	4	0
Jharkhand	0	0	0	0	0	0	0	9	1
Jammu Kashmir	0	5	0	0	0	0	0	11	0
Karnataka	4789	0	15	0	18	0	30	49	0
Kerala	12	0	2	0	2381	0	2	45	0
Lakshadweep	0	0	0	0	6	0	0	0	0
Madhya Pradesh	0	0	0	0	2	0	10	38	2
Maharashtra	35	0	5	2	42	0	8242	349	11
Manipur	0	0	0	0	0	47	0	16	0
Meghalaya	0	0	0	0	0	0	0	1	0
Mizoram	0	0	0	0	0	0	0	7	0
Nagaland	0	0	0	0	0	0	0	0	0
Orissa	1	0	1	0	1	1	1	31	2
Pondicherry	0	0	0	0	1	0	2	4	0
Punjab	0	0	0	0	0	0	0	105	0
Rajasthan	1	0	0	0	2	0	2	33	0
Sikkim	0	0	0	0	0	0	0	0	83
Tamil Nadu	19	0	0	0	42	0	4	67	1
Telangana	0	0	0	0	0	0	0	10	0
Tripura	0	0	0	0	0	1	0	2	0
Uttar Pradesh	0	0	0	0	0	0	2	31	0
Uttarakhand	1	0	0	0	1	0	1	9	5
West Bengal	1	0	0	2	3	0	0	62	47
Total	4885	5	27	15	2540	64	8382	1241	169

TABLE 2.5 (Continued)
TOTAL NUMBER OF REGISTERED PUBLICATIONS AS ON 31/03/2016
(STATES/UT'S & LANGUAGE WISE)

State/U.T's	Odia	Punjabi	Santhali	Sanskrit	Sindhi	Tamil	Telugu	Urdu	Others	Total
Andaman & Nicobar Islands	0	0	0	0	0	13	2	1	0	94
Andhra Pradesh	6	2	1	0	2	11	4301	704	3	6506
Arunachal Pradesh	0	0	0	0	0	0	0	0	1	27
Assam	0	0	0	0	0	0	0	8	34	712
Bihar	0	2	0	2	0	0	0	242	24	1912
Chandigarh	0	76	0	1	0	0	0	3	0	563
Chhattisgarh	0	0	0	0	0	0	0	12	5	1440
Dadra & Nagar Haveli	0	0	0	0	0	0	0	0	0	32
Daman & Diu	0	0	0	1	0	0	0	0	0	19
Delhi	18	187	0	11	6	18	18	797	41	12482
Goa	0	0	0	0	0	0	1	0	15	140
Gujarat	3	0	0	5	25	1	2	14	0	5587
Haryana	0	20	0	2	0	0	0	21	1	1783
Himachal Pradesh	0	2	0	2	0	0	0	6	2	329
Jharkhand	2	0	3	1	0	0	0	41	8	466
Jammu Kashmir	0	4	0	0	0	0	0	393	7	1055
Karnataka	0	0	0	2	1	48	15	183	18	6374
Kerala	1	0	0	2	0	21	2	0	12	3226
Lakshadweep	0	0	0	0	0	0	0	0	0	7
Madhya Pradesh	0	0	0	8	9	0	0	78	2	9570
Maharashtra	4	12	0	8	52	43	15	366	7	15260
Manipur	0	0	0	0	0	0	0	0	40	179
Meghalaya	0	0	0	0	0	0	0	1	44	94
Mizoram	0	0	0	0	0	0	0	0	161	183
Nagaland	0	0	0	0	0	0	0	0	4	23
Orissa	1475	2	5	8	1	1	2	7	64	1995
Pondicherry	3	0	0	1	0	100	1	0	3	160
Punjab	0	924	0	1	0	0	0	106	0	1883
Rajasthan	0	5	0	4	22	0	0	29	25	6238
Sikkim	0	0	0	0	0	0	0	2	1	114
Tamil Nadu	2	3	0	2	0	4065	87	20	1	6148
TELENGANA	0	0	0	0	0	1	319	80	13	491
Tripura	0	0	0	0	0	0	0	0	4	151
Uttar Pradesh	1	7	0	25	6	0	1	1687	28	16984
Uttarakhand	1	9	0	3	0	1	0	88	13	3333
West Bengal	18	8	3	8	0	2	2	117	25	5291
Total	1534	1263	12	97	124	4325	4768	5006	606	110851

TABLE 2.6
GEOGRAPHICAL CONCENTRATION OF PUBLICATIONS AS ON 31.03.2016
(LANGUAGE AND PLACE-WISE)

Language	Metropolitan City	State Capital	Union Territory	Big City	Smaller Towns	Total
Assamese	21	148	7	106	71	353
Bengali	1444	155	24	1466	849	3938
Bilingual	2694	1497	282	2719	542	7734
Bodo	2	0	0	1	2	5
Dogri	1	0	0	0	1	2
English	7460	2715	612	2877	419	14083
Gujarati	809	538	80	3111	578	5116
Hindi	8394	11149	2437	16985	5592	44557
Kannada	418	2181	262	1693	331	4885
Kashmiri	1	3	0	1	0	5
Konkani	6	3	0	18	0	27
Maithili	2	0	0	13	0	15
Malayalam	208	477	49	1274	532	2540
Manipuri	0	45	1	11	7	64
Marathi	2065	190	94	5216	817	8382
Multilingual	365	176	41	534	125	1241
Nepali	21	41	2	56	49	169
Oriya	134	323	26	818	233	1534
Others	70	249	19	160	108	606
Punjabi	230	24	79	771	159	1263
Santhali	8	2	0	2	0	12
Sanskrit	23	17	6	43	8	97
Sindhi	28	26	0	58	12	124
Tamil	2702	277	131	1042	173	4325
Telugu	650	787	165	2794	372	4768
Urdu	1156	1841	160	1470	379	5006
Total	28912	22864	4477	43239	11359	110851

TABLE 2.7
GEOGRAPHICAL CONCENTRATION OF PUBLICATIONS AS ON 31.03.2016
(PERIODICITY AND PLACE-WISE)

Center	Daily	Tri/Bi Weekly	Weekly	Others	Total
Metropolitan City	2013	138	11211	15550	28912
State Capital	2968	88	9806	10002	22864
Union Territory	1170	12	803	2492	4477
Big City	7992	109	10555	24583	43239
Smaller Towns	1580	66	5235	4478	11359
Total	15723	413	37610	57105	110851

Periodicity & Place-wise

Table 2.7

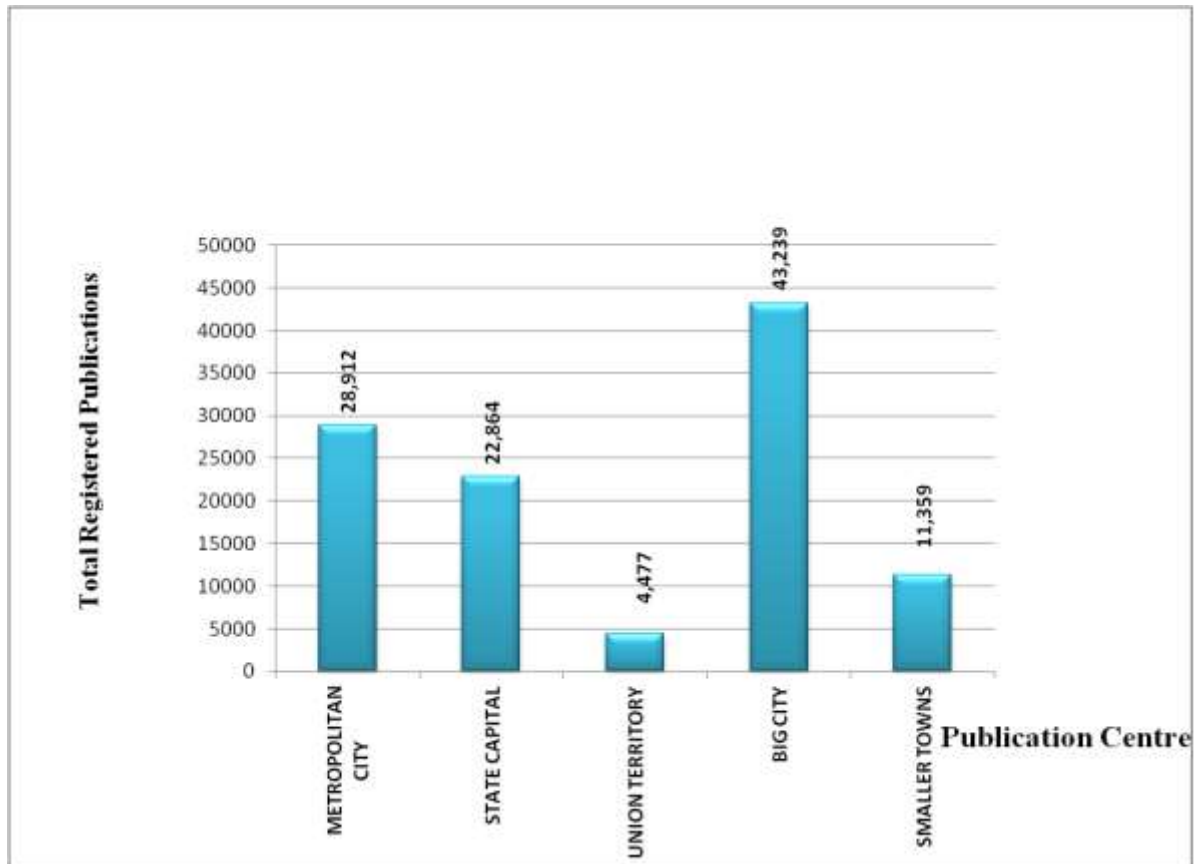


TABLE 2.8
CITIES WITH 100 OR MORE PUBLICATIONS
(LANGUAGE & PERIODICITY WISE)

Cities	Dailies				Weeklies			
	English	Hindi	Others	Total	English	Hindi	Others	Total
Agra	2	45	9	56	2	126	15	143
Ahmadnagar	0	1	22	23	0	1	134	135
Ahmadabad	26	13	80	119	21	21	343	385
Ajmer	0	25	3	28	0	46	23	69
Aligarh	0	28	7	35	4	120	17	141
Allahabad	15	74	20	109	10	70	15	95
Amravati	1	5	32	38	1	19	147	167
Amritsar	0	8	6	14	2	6	68	76
Aurangabad	0	8	62	70	8	28	218	254
Bangalore	30	2	199	231	74	6	380	460
Bareilly	3	29	5	37	3	77	45	125
Baroda	1	3	24	28	3	1	44	48
Bhavnagar	0	0	16	16	0	0	129	129
Bhopal	11	211	16	238	24	1049	24	1097
Bhubaneswar	6	4	41	51	7	0	60	67
Bikaner	0	24	1	25	0	45	0	45
Bulandshaher	0	10	3	13	1	80	17	98
Burdwan	0	0	9	9	0	3	61	64
Chandigarh	17	22	11	50	42	23	44	109
Chennai	34	4	357	395	125	3	594	722
Cochin	3	0	28	31	6	0	29	35
Coimbatore	10	0	19	29	4	0	22	26
Cuttack	3	0	18	21	5	0	46	51
Dehradun	7	108	17	132	29	815	58	902
Delhi	91	389	183	663	263	1080	374	1717
Ernakulum	3	0	24	27	7	0	38	45
Faridabad	0	51	0	51	8	81	5	94
Ghaziabad	0	47	4	51	7	273	15	295
Gorakhpur	0	68	10	78	0	247	13	260
Guntur	0	0	44	44	0	0	45	45
Guwahati	11	6	16	33	10	3	60	73
Gwalior	2	85	3	90	1	162	5	168
Haridwar	2	28	3	33	1	125	1	127
Hyderabad	98	14	300	412	104	13	413	530
Indore	4	76	5	85	3	655	36	694
Jabalpur	1	39	3	43	2	64	6	72
Jaipur	6	162	21	189	12	412	25	449
Jalandhar	6	52	24	82	1	18	37	56
Jammu	51	23	33	107	48	15	104	167
Jhansi	0	28	2	30	0	132	12	144
Jodhpur	1	31	3	35	4	73	6	83

**TABLE 2.8 (Continued.)
CITIES WITH 100 OR MORE PUBLICATIONS
(LANGUAGE & PERIODICITY WISE)**

Cities	Dailies				Weeklies			
	English	Hindi	Others	Total	English	Hindi	Others	Total
Kanpur	8	84	45	137	10	393	155	558
Khurda	4	0	22	26	5	1	62	68
Kolhapur	0	1	28	29	0	1	104	105
Kolkata	35	44	80	159	107	108	255	470
Kota	0	29	0	29	0	48	0	48
Kottayam	0	0	28	28	2	0	53	55
Latur	0	0	33	33	1	12	144	157
Lucknow	26	438	173	637	57	1584	211	1852
Ludhiana	0	7	29	36	8	28	108	144
Madurai	3	0	25	28	5	0	26	31
Meerut	0	50	7	57	2	396	26	424
Moradabad	1	15	9	25	5	104	29	138
Mumbai	52	67	172	291	284	290	524	1098
Muzaffarnagar	0	30	1	31	0	129	5	134
Mysore	9	0	45	54	6	1	67	74
Nagpur	3	24	28	55	11	66	115	192
Patiala	2	3	41	46	5	14	129	148
Patna	6	188	52	246	12	205	41	258
Pune	11	7	61	79	26	16	251	293
Raipur	3	67	5	75	2	76	4	82
Rajkot	1	0	22	23	0	0	107	107
Saharanpur	2	27	3	32	3	242	30	275
Solapur	0	1	27	28	0	13	218	231
Srinagar	31	1	61	93	29	0	77	106
Surat	5	8	36	49	1	9	65	75
Thane	2	21	44	67	22	103	244	369
Trivandrum	3	0	33	36	3	0	44	47
Ujjain	0	36	0	36	0	201	1	202
Varanasi	2	41	8	51	4	119	10	133
Total	730	2995	3001	6726	1629	10371	7198	22579

TABLE 2.8 (Continued)
CITIES WITH 100 OR MORE PUBLICATIONS
(LANGUAGE & PERIODICITY WISE)

Cities	Others				Total			
	English	Hindi	Others	Total	English	Hindi	Others	Total
Agra	14	162	15	191	18	333	39	390
Ahmadnagar	3	3	83	89	3	5	239	247
Ahmadabad	78	37	743	858	125	71	1166	1362
Ajmer	7	186	56	249	7	257	82	346
Aligarh	15	80	36	131	19	228	60	307
Allahabad	100	218	55	373	125	362	90	577
Amravati	3	5	46	54	5	29	225	259
Amritsar	29	26	146	201	31	40	220	291
Aurangabad	15	15	73	103	23	51	353	427
Bangalore	409	26	1519	1954		34	2098	7422
Bareilly	5	48	10	63	11	154	60	225
Baroda	34	2	90	126	38	6	158	202
Bhavnagar	3	4	67	74	3	4	212	219
Bhopal	44	1220	104	1368	79	2480	144	2703
Bhubaneswar	33	0	146	179	46	4	247	297
Bikaner	7	188	19	214	7	257	20	284
Bulandshahr	2	73	21	96	3	163	41	207
Burdwan	8	8	249	265	8	11	319	338
Chandigarh	168	48	81	297	227	93	136	456
Chennai	804	52	2640	3496	963	59	3591	4613
Cochin	46	1	121	168	55	1	178	234
Coimbatore	37	0	165	202	51	0	206	257
Cuttack	38	4	314	356	46	4	378	428
Dehradun	44	257	57	358	80	1180	132	1392
Delhi	2082	2349	1566	5997	2436	3818	2123	8377
Ernakulum	73	2	211	286	83	2	273	358
Faridabad	22	57	24	103	30	189	29	248
Ghaziabad	42	175	57	274	49	495	76	620
Gorakhpur	2	90	12	104	2	405	35	442
Guntur	16	0	163	179	16	0	252	268
Guwahati	25	3	98	126	46	12	174	232
Gwalior	6	123	10	139	9	370	18	397
Haridwar	0	39	9	48	3	192	13	208
Hyderabad	385	31	794	1210	587	58	1507	2152
Indore	41	497	88	626	48	1228	129	1405
Jabalpur	9	63	19	91	12	166	28	206
Jaipur	49	926	176	1151	67	1500	222	1789
Jalandhar	11	21	92	124	18	91	153	262
Jammu	46	22	35	103	145	60	172	377
Jhansi	5	64	6	75	5	224	20	249
Jodhpur	33	188	51	272	38	292	60	390

TABLE 2.8
CITIES WITH 100 OR MORE PUBLICATIONS
(LANGUAGE & PERIODICITY WISE)

Cities	English	Hindi	Others	Total	English	Hindi	Others	Total
Kanpur	37	304	143	484	55	781	343	1179
Khurda	22	2	125	149	31	3	209	243
Kolhapur	4	2	113	119	4	4	245	253
Kolkata	711	191	1488	2390	853	343	1823	3019
Kota	7	182	9	198	7	259	9	275
Kottayam	31	2	228	261	33	2	309	344
Latur	0	1	24	25	1	13	201	215
Lucknow	120	894	191	1205	203	2916	575	3694
Ludhiana	54	44	195	293	62	79	332	473
Madurai	16	1	215	232	24	1	266	291
Meerut	46	218	44	308	48	664	77	789
Moradabad	6	59	30	95	12	178	68	258
Mumbai	1964	477	1597	4038	2300	834	2293	5427
Muzaffarnagar	34	67	12	113	34	226	18	278
Mysore	20	2	139	161	35	3	251	289
Nagpur	42	51	129	222	56	141	272	469
Nellore	4	0	154	158	5	0	210	215
Patiala	23	9	87	119	30	26	257	313
Patna	35	248	61	344	53	641	154	848
Pune	119	29	527	675	156	52	839	1047
Raipur	3	156	13	172	8	299	22	329
Rajkot	9	0	154	163	10	0	283	293
Saharanpur	10	134	50	194	15	403	83	501
Solapur	1	3	66	70	1	17	311	329
Srinagar	21	1	26	48	81	2	164	247
Surat	3	10	99	112	9	27	200	236
Thane	58	54	126	238	82	178	414	674
Trivandrum	57	1	304	362	63	1	381	445
Ujjain	1	106	7	114	1	343	8	352
Varanasi	23	146	43	212	29	306	61	396
Total	10270	12691	20778	43739	12740	27880	33579	59056