

CHAPTER – 2

ANALYSIS OF REGISTERED PUBLICATIONS

2.1.1. The number of publications registered with the Registrar of Newspapers for India has maintained a rising trend. There were 1,14,820 registered publications as on 31-03-2017. A total number of 3,704 new publications were registered and 285 publications were ceased during the period from 01-04-2017 to 31-03-2018 there by raising the total numbers to 1, 18,239 on 31st March, 2018 showing a net increase of 2.98 per cent over the previous year. (Table 2.1)

2.1.2. There were 17,160 registered Dailies and 413 Tri/Bi-Weeklies in 2017-18, as against 16,580 Dailies and 413 Tri and Bi Weeklies in 2016-17. Total number of Dailies, taken together with Tri/Bi-Weeklies, has increased by 580 or 3.41 per cent during the reporting year. (Table 2.1)

2.1.3. State-wise analysis reveals that there has been an increase in the number of publications in all States and Union Territories except Sikkim, Nagaland and Lakshadweep. (Table 2.4)

2.1.4. The pattern of growth of publications in the country during the last seven years is given in Table 2.1. It reveals a growth of 2.98 per cent in the total number of publications published in the country over the previous year.

PROFILE OF NEW PUBLICATIONS

2.2.1. Out of 3,704 publications registered during the period 2017-18, 669 were Dailies, 1,199 Weeklies, 349 Fortnightlies, 1,181 Monthlies, 146 Quarterlies, 31 Annuals and 129 of other periodicities. (Table 2.2)

2.2.2. In 2017-18, new publications were registered in all the main languages except Bodo, Dogri, Kashmiri, Konkani, Maithili, Manipuri, Santhali and Sindhi. The largest number, 1566 were brought out and registered in Hindi, followed by 290 in Bilingual category and 284 in English. (Table 2.2)

CEASED PUBLICATIONS

2.3.1. A total number of 285 registered publications were ceased during the period 2017-18 which includes 145 publications in Uttar Pradesh, 36 in Delhi, 21 in Maharashtra, 20 in Uttarakhand and rest 63 in other States.

DAILIES

2.4.1. The total number of Daily publications in 2017-18 increased to 17,160 as compared to previous year's 16,580 i.e. an increase by 580 in numbers or 3.49 in percentage.

The Daily publications were brought out in almost all main languages of the country. Hindi Dailies topped the list with 7,425. Other languages in which more than 100 Daily publications were brought out were (i) Urdu (1,923), (ii) Telugu (1,541), (iii) English (1,411), (iv) Marathi (1,191), (v) Kannada (886), (vi) Gujarati (665), (vii) Tamil (507), (viii) Bilingual (382), (ix) Malayalam (368), (x) Bengali (195), (xi) Punjabi (190) and (xii) Oriya (186). (Table 2.3)

2.4.2. Tri or Bi-Weekly publications, which are akin to Dailies in dissemination of news, totaled 413 with Hindi at the top with 132 followed by English (62), Tamil (46), Marathi (26), Bilingual (23), Gujarati (19), Bengali (19), Urdu (16) and Punjabi (16) among others. (Table 2.3)

PERIODICALS

2.5.1. A total of 1,00,666 publications of various periodicities other than Dailies and Tri/Bi-Weeklies were on the records of the RNI in 2017-18. Out of these, 38,933 were Weeklies, 36,564 Monthlies, 13,858 Fortnightlies, 6,467 Quarterlies and 877 Annuals. Weeklies and Monthlies appeared to be more popular, with their total number soaring to 75,497 accounting for 74.99% approx. of the total Periodicals. (Table 2.3)

LANGUAGE-WISE ANALYSIS

2.6.1. Language wise analysis of registered publications shows that publications were registered in 188 languages and dialects in 2017-18. Apart from English and 22 other principal languages, listed in the Eighth Schedule of the Constitution, publications were registered in 165 other languages or dialects, mostly Indian and also in a few foreign languages. (Appendix II).

2.6.2. In 2017-18 also, the same trend can be noticed from the data of previous years that the highest number (47,989) of publications were registered in Hindi followed by English (14,626), Marathi (9,016), Gujarati (5,555), Kannada (5,288), Telugu (5,259), Urdu (5,256), Tamil (4,554), Bengali (4,003) and Malayalam (2,602). (Table 2.3)

2.6.3. Apart from Periodicals, published in one language, there were a significant number of publications brought out in two or more languages categorized as 'Bilingual' and 'multilingual'. At the end of 2017-18, there were 8,310 'Bilingual' and 1,326 'Multilingual' publications. (Table 2.3)

STATE-WISE ANALYSIS

2.7.1. Uttar Pradesh with 17,992 registered publications retained its top position at the end of 2017-18. Maharashtra with 16,241 publications came next, followed by Delhi with (12,822), Madhya Pradesh (11,338), Andhra Pradesh (6,901), Karnataka (6,867), Rajasthan (6,524), Tamil Nadu (6,448), Gujarat (6,097), West Bengal (5,367), Uttarakhand (3,518), Kerala (3,325), Orissa (2,140), Bihar (1,978) Punjab (1,962), Haryana (1,893), Chhattisgarh

(1,563) and J&K (1,094) were among other states having more than 1,000 publications registered. (Table 2.4)

2.7.2. In the category of Dailies also, Uttar Pradesh maintained its lead, with 3,557 Daily publications followed by Andhra Pradesh (1,849), Maharashtra (1,696), Madhya Pradesh (1,527), Delhi (1,177), Karnataka (1,083), Rajasthan (878), Gujarat (785), Tamil Nadu (575), Bihar (563), Uttarakhand (399), Kerala (382) and J&K (329). States having the publication of 200 or more Dailies were West Bengal (312), Chhattisgarh (304), Punjab (284), Orissa (244), Haryana (244) and Telangana (237). Dailies were published from almost all States and Union Territories except Lakshadweep. (Table 2.4)

2.7.3. In 2017-18, nearly 63.85 per cent of Periodicals were Weeklies or Monthlies. The largest number of Weeklies were published from Uttar Pradesh (8,750), followed by Maharashtra (7,530), Madhya Pradesh (4,419), Gujarat (2,687), Delhi (2,500), Uttarakhand (2,053), Rajasthan (1,603), Karnataka (1,292) and Andhra Pradesh (1,203). States publishing more than 500 Weeklies were West Bengal (990), Tamil Nadu (868), Bihar (696), Punjab (683), Haryana (635), Chhattisgarh (583) and Jammu & Kashmir (512). (Table 2.4)

2.7.4. The largest numbers of Monthlies were published from Delhi (5,343), followed by Madhya Pradesh (4,232), Maharashtra (3,931), Tamil Nadu (3,653), Uttar Pradesh (3,102), Karnataka (2,883), Andhra Pradesh (2,677), Kerala (1,912), West Bengal (1,597), Gujarat (1,589), and Rajasthan (1,241). States from where more than 500 Monthlies were brought out were Orissa (718), and Punjab (589). (Table 2.4)

2.7.5. The distinction for bringing out the highest number of publications in a single language went to Uttar Pradesh from where 14,321 publications were brought out in Hindi. Other states with over 5000 publications in Hindi were Madhya Pradesh (10,384), Rajasthan (5,744) and Delhi (5,607). (Table 2.5)

CONCENTRATION

2.8.1. The Print Media tends to concentrate in certain important cities and towns, giving them eminence as major printing and publishing hubs, which can be classified as under:

- (i) Metropolitan Cities (Delhi, Kolkata, Mumbai and Chennai),
- (ii) State Capitals (other than the Metropolitan Cities),
- (iii) Union Territories,
- (iv) Big Cities, (having a population of more than 1,00,000) and
- (v) Small Towns. (having a population of less than 1,00,000).

NUMERICAL ANALYSIS

2.9.1. At the end of 2017-18, the total numbers of publications registered from the four Metropolitan Cities were 29,499 accounting for 24.94 per cent of the all India total. State capitals were publishing 26,276 registered publications or 22.22 per cent of the total. Big

cities published a total of 45,374 publications constituting 38.37 per cent. As many as 12,568 publications were brought out from small towns constituting 10.63 per cent of the total numbers where 4,522 as the Union Territories accounted for the remaining 3.82 per cent (approx). (Table 2.6)

2.9.2. Out of 17,160 Dailies, a total number of 2,326 Dailies were being brought out from the Metropolitan Cities and 3,353 from State Capitals. The Big Cities in various States published 8,272 Daily publications and the Small Towns brought out 1,760. The Union Territories published only 1,449 Dailies (Table 2.7).

LANGUAGE-WISE ANALYSIS

2.10. Out of the total 14,626 publications in English language, 7,589 (51.88 per cent) were brought out from the four Metropolitan Cities. Other languages in which a large number of publications were brought out from the Metropolitan Cities were in Hindi, Tamil, Bengali, Urdu and Marathi. It was noticed that the Metropolitan-City, Delhi had a sizeable number of publications in Hindi while other main centers of Hindi publications were Big Cities and Small Towns other than State Capitals. Publications in Hindi and English were mainly published from State Capitals. Publications of Hindi, Marathi, English, Gujarati, Telugu and Bengali as well as Bilingual publications were centered in Big Cities. (Table 2.6)

LIST OF PUBLICATIONS ESTABLISHED MORE THAN 100 YEARS AGO

S.No.	Title/ Periodicity/Language/Place	Year of Launch
1.	<i>Bombay Samachar</i> / Gujarati Daily/Mumbai	1822
2.	<i>Christ Church School</i> /(Bombay Education Society Magazine)/Bilingual Annual/Mumbai	1825
3.	<i>Jam-E-Jamshed</i> /Gujarati Daily/Mumbai	1832
4.	<i>The Times of India</i> /English Daily/Mumbai	1838
5.	<i>Calcutta Review</i> /English Quarterly/Calcutta	1844
6.	<i>Tirunelveli Diocesan Magazine</i> /Tamil Monthly/Tirunelveli	1849
7.	<i>The Examiner</i> /English Weekly/Mumbai	1850
8.	<i>The Guardian</i> /English Fortnightly/Chennai	1851
9.	<i>An Indian</i> /Portuguese Weekly/Margo	1861
10.	<i>Kheda Vartman</i> /Gujarati Weekly/Kaira	1861
11.	<i>Belgaum Samachar</i> /Marathi Weekly/Belgaum	1863
12.	<i>Gujarat Mitra & Gujarat Darpan</i> /Gujarati Daily/Surat	1863
13.	<i>Newman's Indian Bradshaw</i> /English Monthly/Kolkata	1865
14.	<i>Pioneer</i> English Daily/Lucknow	1865
15.	<i>Amrit Bazaar Patrika</i> /English Daily/Kolkata	1868
16.	<i>Sethia Vartaman</i> /Bilingual Monthly/Madurai	1870
17.	<i>U.S.I. Journal</i> /English Quarterly/Delhi	1870
18.	<i>Indian Witness</i> /English Fortnightly/Delhi	1871
19.	<i>Satya Shodhak</i> /Marathi Weekly/Ratnagiri	1871
20.	<i>Subodha Patrika</i> /Bilingual Quarterly/Mumbai	1873
21.	<i>Bihar Herald</i> /English Weekly/Patna	1874

S.No.	Title/ Periodicity/Language/Place	Year of Launch
22.	<i>The Statesman</i> /English Daily/Kolkata	1875
23.	<i>Satyanadam</i> /Bilingual Weekly/Kochi	1876
24.	<i>Sub Staff</i> /English Monthly/Chennai	1876
25.	<i>The Hindu</i> /English Daily/Chennai	1878
26.	<i>Bharuch Samachar</i> /Gujarati Weekly/Bharuch	1879
27.	<i>Prabodha Chandrika</i> /Marathi Weekly/Jalgaon	1880
28.	<i>National Christian Council Review</i> /English Monthly/Mysore	1880
29.	<i>Achhkni Repeno</i> /Garo Monthly/Meghalaya	1881
30.	<i>Kesari</i> /Marathi Daily/Poona	1881
31.	<i>Maharatta</i> /English Annual/Poona	1881
32.	<i>The Tribune</i> /English Daily/Chandigarh	1881
33.	<i>Amaldar</i> /Gujarati Quarterly/Mumbai	1882
34.	<i>Simhanad</i> /Marathi Monthly/Mumbai	1882
35.	<i>Madras Christian College Magazine</i> /Bilingual Annual/Chennai	1883
36.	<i>Musheer-E-Deccan</i> /Urdu Daily/Hyderabad	1884
37.	<i>Arya Gazette</i> /Urdu Weekly/Delhi	1884
38.	<i>Shree Jain Dharma Prakash</i> /Gujarati Monthly/Bhavnagar	1886
39.	<i>Deepika</i> /Malayalam Daily/Kottayam	1887
40.	<i>The New Leader</i> /English Weekly/Bangalore/Chennai	1887
41.	<i>Capital</i> /English Weekly/Kolkata	1888
42.	<i>Malayala Manorama</i> /Malayalam Daily/Kottayam	1890
43.	<i>Murshidabad Hiteshi</i> /Bengali Weekly/Murshidabad	1893
44.	<i>Chinnaria Bartabha</i> /Bengali Weekly/Hooghly	1893
45.	<i>Madhya Pradesh Sandesh</i> /Hindi Fortnightly/Gwalior	1895
46.	<i>Jain Gazette</i> /Hindi Weekly/Ajmer	1895
47.	<i>Yuddha Dhuwani</i> /Telugu Monthly/Chennai	1897
48.	<i>Khalsa Samachar</i> /Punjabi Weekly/Amritsar	1899

(Present publishing status of most of the publications is not known due to non-submission of Annual Statements by them)

TABLE 2.1
NUMBER OF REGISTERED PUBLICATIONS
(2010-11 TO 2017-18)

Year (Ending)	Dailies	Tri/Bi- Weeklies	Weeklies	Others	Total	% of growth over previous years
2011-12	10,908	396	28,819	46,631	86,754	5.51
2012-13	12,109	402	31,280	50,276	94,067	8.43
2013-14	13,350	411	33,170	52,729	99,660	5.95
2014-15	14,573	411	34,991	55,468	1,05,443	5.80
2015-16	15,723	413	36,635	58,080	1,10,851	5.13
2016-17	16,580	413	37,829	59,998	1,14,820	3.58
2017-18	17,160	413	38,933	61,733	1,18,239	2.98

NUMBER OF REGISTERED PUBLICATIONS
(2011-12 To 2017-18)
(Table 2.1)

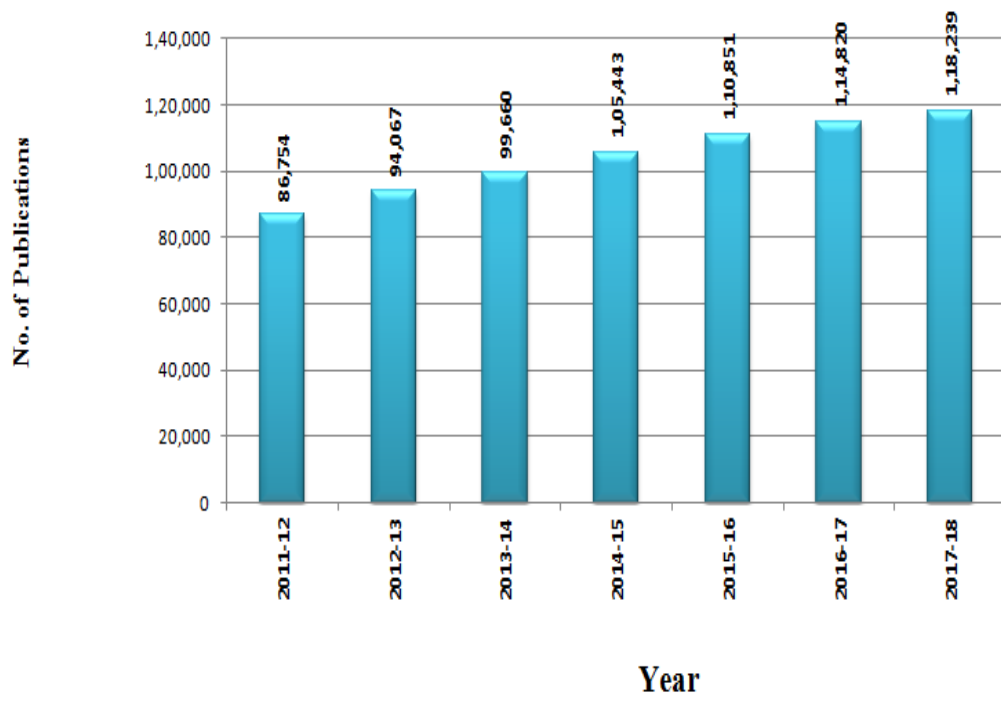
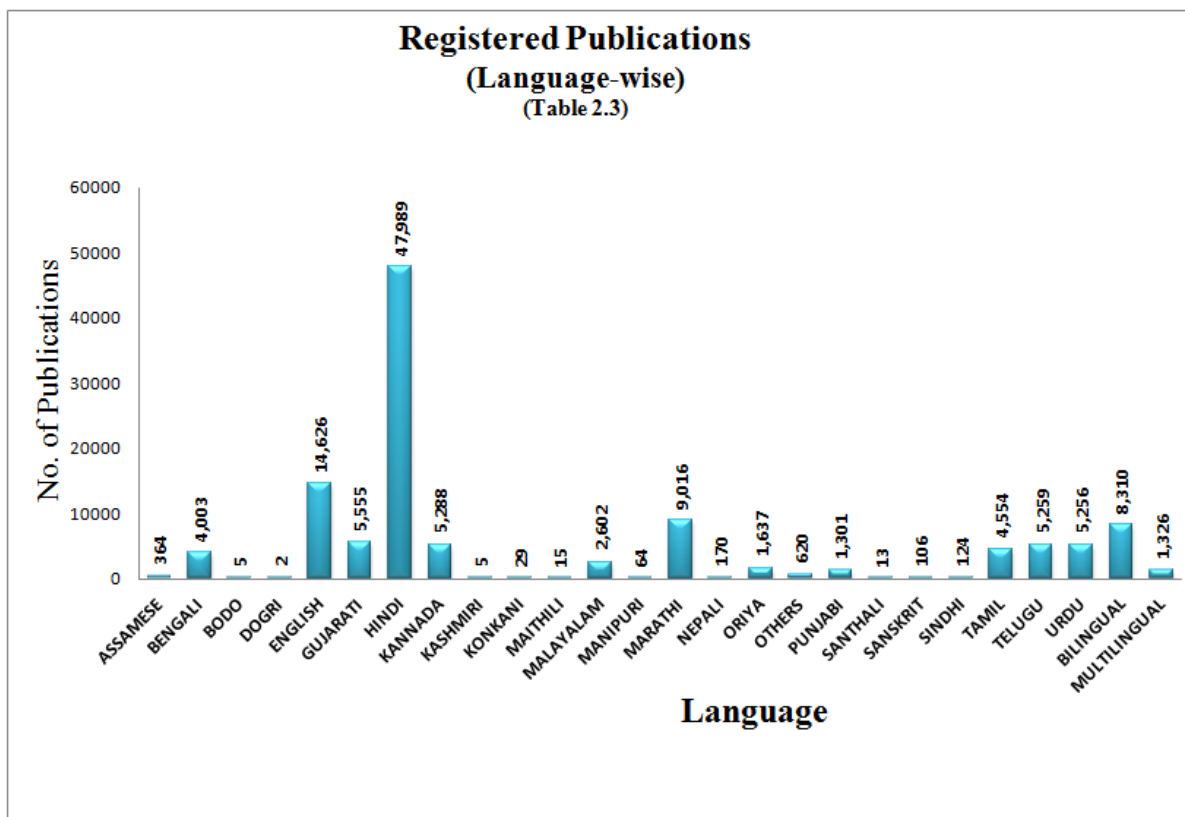


TABLE 2.2
NUMBER OF PUBLICATIONS REGISTERED
DURING 1.4.2017 TO 31.3.2018
(Language & Periodicity-wise)

Language	Daily	Bi/Tri Weekly	Weekly	Fortnightly	Monthly	Quarterly	Annual	Others	Total
Assamese	2	0	3	0	3	0	0	0	8
Bengali	2	0	7	12	10	1	1	2	35
Bodo	0	0	0	0	0	0	0	0	0
Dogri	0	0	0	0	0	0	0	0	0
English	52	0	47	20	83	23	13	46	284
Gujarati	47	0	124	35	40	5	0	3	254
Hindi	282	0	526	128	541	59	0	30	1566
Kannada	34	0	36	41	108	7	0	1	227
Kashmiri	0	0	0	0	0	0	0	0	0
Konkani	0	0	0	0	0	0	0	0	0
Maithili	0	0	0	0	0	0	0	0	0
Malayalam	4	0	2	0	17	1	0	4	28
Manipuri	0	0	0	0	0	0	0	0	0
Marathi	50	0	276	20	37	6	7	10	406
Nepali	1	0	0	0	0	0	0	0	1
Odia	0	0	23	17	14	6	0	2	62
Others	0	0	0	2	3	1	0	0	6
Punjabi	8	0	11	1	0	0	1	1	22
Santhali	0	0	0	0	0	0	0	0	0
Sanskrit	0	0	1	1	1	0	0	0	3
Sindhi	0	0	0	0	0	0	0	0	0
Tamil	14	0	10	17	42	5	0	1	89
Telugu	101	0	25	22	128	2	0	8	286
Urdu	45	0	19	5	12	6	1	0	88
Bilingual	23	0	78	22	124	20	5	18	290
Multilingual	4	0	11	6	18	4	3	3	49
Total	669	0	1199	349	1181	146	31	129	3704

TABLE 2.3
NUMBER OF REGISTERED PUBLICATIONS AS ON 31.03.2018
(Language and Periodicity wise)

Language	Daily	Bi/Tri-weekly	Weekly	Fortnightly	Monthly	Quarterly	Annual	Others	Total
Assamese	57	7	114	47	105	17	1	16	364
Bengali	195	19	861	872	1070	648	39	299	4003
Bodo	3	0	0	0	1	1	0	0	5
Dogri	1	0	0	1	0	0	0	0	2
English	1411	62	2087	1262	5669	2053	348	1734	14626
Gujarati	665	19	2548	648	1440	116	18	101	5555
Hindi	7425	132	20304	5968	11757	1658	88	657	47989
Kannada	886	6	995	992	2238	101	4	66	5288
Kashmiri	1	0	2	1	0	1	0	0	5
Konkani	2	0	6	3	15	3	0	0	29
Maithili	4	0	0	2	3	3	0	3	15
Malayalam	368	9	248	217	1530	116	23	91	2602
Manipuri	21	0	12	5	13	7	0	6	64
Marathi	1191	26	5078	598	1530	236	188	169	9016
Nepali	17	1	91	7	28	18	0	8	170
Oriya	186	3	426	255	549	157	11	50	1637
Others	100	17	107	40	245	82	1	28	620
Punjabi	190	16	475	145	399	47	2	27	1301
Santhali	4	0	1	4	3	1	0	0	13
Sanskrit	22	0	15	11	30	20	0	8	106
Sindhi	14	0	44	11	41	11	0	3	124
Tamil	507	46	602	581	2661	78	14	65	4554
Telugu	1541	5	688	642	2225	60	3	95	5259
Urdu	1923	16	1915	469	775	120	6	32	5256
Bilingual	382	23	2020	942	3648	764	101	430	8310
Multilingual	44	6	294	135	589	149	30	79	1326
Total	17160	413	38933	13858	36564	6467	877	3967	118239



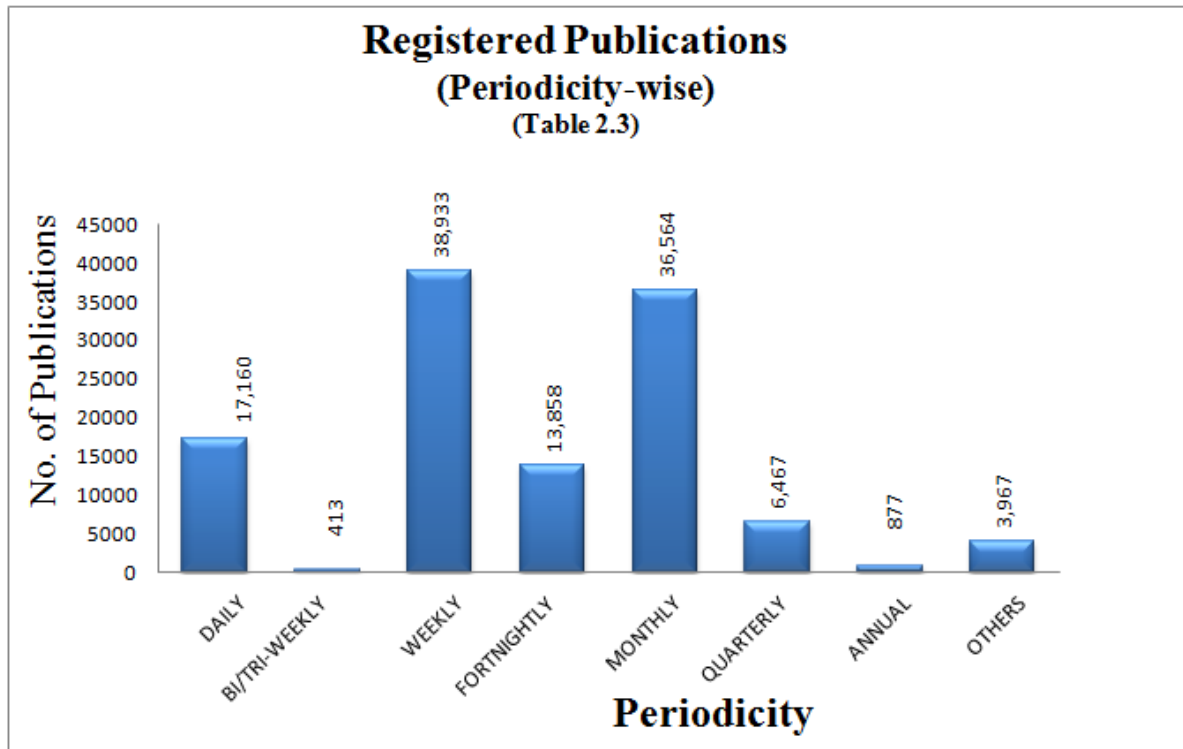
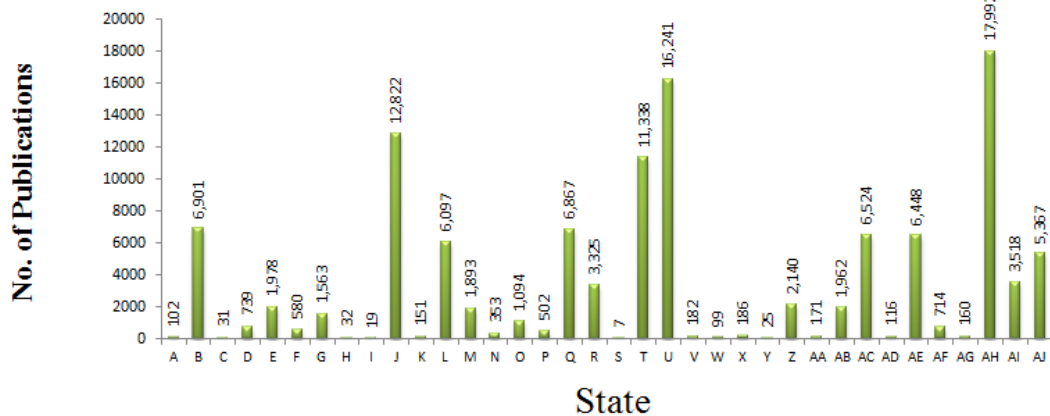


TABLE 2.4
TOTAL NUMBER OF REGISTERED PUBLICATIONS AS ON 31.03.2018
(State/U.T's & Periodicity Wise)

State/UT's	Daily	Bi/Tri-Weekly	Weekly	Fortnightly	Monthly	Quarterly	Annual	Others	Total
Andaman & Nicobar Islands	25	0	32	23	18	2	0	2	102
Andhra Pradesh	1849	9	1203	809	2677	186	8	160	6901
Arunachal Pradesh	11	1	11	0	5	2	1	0	31
Assam	151	20	251	83	168	34	5	27	739
Bihar	563	33	696	183	359	97	3	44	1978
Chandigarh	91	2	142	39	209	53	7	37	580
Chhattisgarh	304	2	583	112	438	90	4	30	1563
Dadra & Nagar Haveli	14	0	7	9	2	0	0	0	32
Daman & Diu	14	0	2	3	0	0	0	0	19
Delhi	1177	59	2500	1564	5343	1230	138	811	12822
Goa	29	0	30	18	54	13	1	6	151
Gujarat	785	17	2687	705	1589	155	11	148	6097
Haryana	244	11	635	307	509	107	11	69	1893
Himachal Pradesh	39	0	132	38	88	35	6	15	353
Jammu & Kashmir	329	4	512	86	110	22	4	27	1094
Jharkhand	137	0	113	56	143	44	1	8	502
Karnataka	1083	17	1292	1173	2883	245	12	162	6867
Kerala	382	10	292	257	1912	232	46	194	3325
Lakshadweep	0	0	3	2	1	1	0	0	7
Madhya Pradesh	1527	8	4419	526	4232	396	19	211	11338
Maharashtra	1696	54	7530	1188	3931	871	340	631	16241
Manipur	71	3	20	12	49	9	5	13	182
Meghalaya	18	4	35	7	20	7	3	5	99
Mizoram	52	15	41	8	52	9	0	9	186
Nagaland	9	0	11	1	2	2	0	0	25
Orissa	244	4	505	308	718	245	30	86	2140
Puducherry	16	1	40	18	65	22	1	8	171
Punjab	284	14	683	233	589	76	20	63	1962
Rajasthan	878	22	1603	2401	1241	233	21	125	6524
Sikkim	19	2	84	1	4	3	0	3	116
Tamil Nadu	575	57	868	781	3653	277	46	191	6448
Telangana	237	0	93	71	287	12	2	12	714
Tripura	39	2	85	12	15	5	0	2	160
Uttar Pradesh	3557	24	8750	1398	3102	738	56	367	17992
Uttarakhand	399	7	2053	384	499	104	12	60	3518
West Bengal	312	11	990	1042	1597	910	64	441	5367
Total	17160	413	38933	13858	36564	6467	877	3967	118239

REGISTERED PUBLICATIONS AS ON 31.03.2018
 (State/U.T's & Periodicity Wise)
 (Table 2.3)



- | | | | |
|-------------------------------|----------------------|--------------------|--------------------|
| A - ANDAMAN & NICOBAR ISLANDS | K - GOA | R - KERALA | Z - ODISHA |
| B - ANDHRA PRADESH | L - GUJARAT | S - LAKSHADWEEP | AA - PUDUCHERRY |
| C - ARUNACHAL PRADESH | M - HARYANA | T - MADHYA PRADESH | AB - PUNJAB |
| D - ASSAM | N - HIMACHAL PRADESH | U - MAHARASHTRA | AC - RAJASTHAN |
| E - BIHAR | O - JAMMU & KASHMIR | V - MANIPUR | AD - SIKKIM |
| F - CHANDIGARH | P - JHARKHAND | W - MEGHALAYA | AE - TAMIL NADU |
| G - CHHATTISGARH | Q - KARNATAKA | X - MIZORAM | AF - TELANGANA |
| H - DADRA & NAGAR HAVELI | | Y - NAGALAND | AG - TRIPURA |
| I - Daman & Diu | | | AH - UTTAR PRADESH |
| J - DELHI | | | AI - UTTARAKHAND |
| | | | AJ - WEST BENGAL |

TABLE 2.5
TOTAL NUMBER OF REGISTERED PUBLICATIONS AS ON 31/03/2018
(STATES/UT'S & LANGUAGE WISE)

State/U.T's	Assamese	Bengali	Bilingual	Bodo	Dogri	English	Gujarati	Hindi
Andaman & Nicobar Islands	0	7	9	0	0	50	0	19
Andhra Pradesh	2	7	411	0	0	914	5	88
Arunachal Pradesh	0	0	0	0	0	22	0	1
Assam	344	133	35	4	0	124	0	32
Bihar	1	7	51	0	0	102	0	1509
Chandigarh	0	0	56	0	0	281	0	141
Chhattisgarh	0	3	60	0	0	41	0	1434
Dadra & Nagar Haveli	0	0	3	0	0	6	6	17
Daman & Diu	0	0	0	0	0	3	8	6
Delhi	9	38	1626	0	0	4196	19	5607
Goa	0	0	17	0	0	61	1	4
Gujarat	0	1	205	0	0	305	5123	281
Haryana	0	0	202	0	0	167	0	1456
Himachal Pradesh	0	0	43	0	0	53	0	240
Jharkhand	0	6	35	0	0	53	0	335
Jammu Kashmir	0	0	94	0	1	467	0	109
Karnataka	0	0	369	0	0	825	2	83
Kerala	0	2	347	0	0	417	1	15
Lakshadweep	0	0	1	0	0	0	0	0
Madhya Pradesh	0	0	492	0	0	283	4	10384
Maharashtra	2	16	1198	0	1	2599	363	2179
Manipur	0	0	51	0	0	26	0	2
Meghalaya	0	2	13	0	0	32	0	5
Mizoram	0	0	11	0	0	7	0	0
Nagaland	0	0	1	0	0	19	0	0
Orissa	1	1	167	1	0	215	1	43
Puducherry	0	1	23	0	0	21	2	1
Punjab	0	1	172	0	0	178	0	431
Rajasthan	0	1	453	0	0	196	1	5744
Sikkim	0	0	3	0	0	22	0	5
Tamil Nadu	2	3	803	0	0	1027	4	64
Telangana	0	0	45	0	0	78	0	13
Tripura	0	123	9	0	0	20	0	1
Uttar Pradesh	0	12	861	0	0	889	3	14321
Uttarakhand	1	1	170	0	0	150	2	3058
West Bengal	2	3638	274	0	0	777	10	361
Total	364	4003	8310	5	2	14626	5555	47989

TABLE 2.5 (Continued)
TOTAL NUMBER OF REGISTERED PUBLICATIONS AS ON 31/03/2018
(STATES/UT'S & LANGUAGE WISE)

State/U.T's	Kannada	Kashmiri	Konkani	Maithili	Malayalam	Manipuri	Marathi	Multi-Lingual	Nepali
Andaman & Nicobar Islands	0	0	0	0	1	0	0	1	0
Andhra Pradesh	11	0	0	0	6	0	9	60	0
Arunachal Pradesh	0	0	0	0	0	7	0	0	0
Assam	0	0	0	0	0	8	0	12	3
Bihar	0	0	0	6	0	0	0	13	0
Chandigarh	0	0	0	0	0	0	0	19	0
Chhattisgarh	0	0	0	0	1	0	3	1	0
Dadra & Nagar Haveli	0	0	0	0	0	0	0	0	0
Daman & Diu	0	0	0	0	0	0	1	0	0
Delhi	12	0	0	5	29	0	16	140	12
Goa	4	0	4	0	1	0	37	6	0
Gujarat	0	0	1	0	4	0	25	99	1
Haryana	0	0	0	0	0	0	0	23	1
Himachal Pradesh	0	0	0	0	0	0	0	5	0
Jharkhand	0	0	0	0	0	0	0	9	1
Jammu Kashmir	0	5	0	0	0	0	0	12	0
Karnataka	5190	0	16	0	19	0	32	54	0
Kerala	12	0	2	0	2441	0	2	47	0
Lakshadweep	0	0	0	0	6	0	0	0	0
Madhya Pradesh	0	0	0	0	2	0	10	43	2
Maharashtra	36	0	5	2	40	0	8870	377	11
Manipur	0	0	0	0	0	47	0	16	0
Meghalaya	0	0	0	0	0	0	0	1	0
Mizoram	0	0	0	0	0	0	0	7	0
Nagaland	0	0	0	0	0	0	0	0	0
Orissa	1	0	1	0	1	1	1	37	2
Puducherry	0	0	0	0	1	0	2	5	0
Punjab	0	0	0	0	1	0	0	112	0
Rajasthan	1	0	0	0	2	0	2	36	0
Sikkim	0	0	0	0	0	0	0	0	83
Tamil Nadu	19	0	0	0	43	0	4	67	1
Telangana	0	0	0	0	0	0	0	18	0
Tripura	0	0	0	0	0	1	0	2	0
Uttar Pradesh	0	0	0	0	0	0	1	32	0
Uttarakhand	1	0	0	0	1	0	1	8	6
West Bengal	1	0	0	2	3	0	0	64	47
Total	5288	5	29	15	2602	64	9016	1326	170

TABLE 2.5 (Continued)
TOTAL NUMBER OF REGISTERED PUBLICATIONS AS ON 31/03/2018
(STATES/UT'S & LANGUAGE WISE)

State/UT's	Odia	Punjabi	Santhali	Sanskrit	Sindhi	Tamil	Telugu	Urdu	Others	Total
Andaman & Nicobar Islands	0	0	0	0	0	13	1	1	0	102
Andhra Pradesh	6	2	1	0	2	10	4657	707	3	6901
Arunachal Pradesh	0	0	0	0	0	0	0	0	1	31
Assam	0	0	0	0	0	0	0	8	36	739
Bihar	0	2	0	2	0	0	0	261	24	1978
Chandigarh	0	79	0	1	0	0	0	3	0	580
Chhattisgarh	0	0	0	0	0	0	0	14	6	1563
Dadra & Nagar Haveli	0	0	0	0	0	0	0	0	0	32
Daman & Diu	0	0	0	1	0	0	0	0	0	19
Delhi	19	189	0	13	6	19	17	809	41	12822
Goa	0	0	0	0	0	0	1	0	15	151
Gujarat	3	0	0	6	25	1	2	15	0	6097
Haryana	0	20	0	2	0	0	0	21	1	1893
Himachal Pradesh	0	2	0	2	0	0	0	6	2	353
Jharkhand	2	0	4	1	0	0	0	44	12	502
Jammu Kashmir	0	4	0	0	0	0	0	399	3	1094
Karnataka	0	0	0	2	1	51	16	186	21	6867
Kerala	1	0	0	2	0	22	2	0	12	3325
Lakshadweep	0	0	0	0	0	0	0	0	0	7
Madhya Pradesh	0	0	0	12	9	0	0	94	3	11338
Maharashtra	4	12	0	8	52	43	14	402	7	16241
Manipur	0	0	0	0	0	0	0	0	40	182
Meghalaya	0	0	0	0	0	0	0	1	45	99
Mizoram	0	0	0	0	0	0	0	0	161	186
Nagaland	0	0	0	0	0	0	0	0	5	25
Orissa	1576	2	5	8	1	1	2	8	64	2140
Puducherry	3	0	0	1	0	107	1	0	3	171
Punjab	1	957	0	1	0	1	1	106	0	1962
Rajasthan	0	5	0	4	22	0	0	29	28	6524
Sikkim	0	0	0	0	0	0	0	2	1	116
Tamil Nadu	2	3	0	2	0	4282	86	20	4	6448
Telangana	0	0	0	0	0	1	456	106	9	714
Tripura	0	0	0	0	0	0	0	0	4	160
Uttar Pradesh	1	7	0	27	6	0	1	1802	29	17992
Uttarakhand	1	9	0	3	0	1	0	90	15	3518
West Bengal	18	8	3	8	0	2	2	122	25	5367
Total	1637	1301	13	106	124	4554	5259	5256	620	118239

TABLE 2.6
GEOGRAPHICAL CONCENTRATION OF PUBLICATIONS AS ON 31.03.2018
(LANGUAGE AND PLACE-WISE)

Language	Metropolitan City	State Capital	Union Territory	Big City	Smaller Towns	Total
Assamese	22	152	7	110	73	364
Bengali	1447	186	24	1491	855	4003
Bilingual	2780	1747	287	2865	631	8310
Bodo	2	0	0	1	2	5
Dogri	1	0	0	0	1	2
English	7589	2960	625	2981	471	14626
Gujarati	812	722	80	3279	662	5555
Hindi	8624	12937	2452	17816	6160	47989
Kannada	421	2441	262	1802	362	5288
Kashmiri	1	3	0	1	0	5
Konkani	5	6	0	18	0	29
Maithili	2	0	0	13	0	15
Malayalam	211	499	49	1304	539	2602
Manipuri	0	45	1	11	7	64
Marathi	2096	278	94	5498	1050	9016
Multilingual	374	199	42	568	143	1326
Nepali	21	42	2	56	49	170
Oriya	135	375	26	855	246	1637
Others	71	255	19	164	111	620
Punjabi	232	24	82	795	168	1301
Santhali	8	2	0	2	1	13
Sanskrit	24	23	7	43	9	106
Sindhi	28	26	0	58	12	124
Tamil	2767	380	136	1075	196	4554
Telugu	650	1002	165	3040	402	5259
Urdu	1176	1972	162	1528	418	5256
Total	29499	26276	4522	45374	12568	118239

TABLE 2.7
GEOGRAPHICAL CONCENTRATION OF PUBLICATIONS AS ON 31.03.2018
(PERIODICITY AND PLACE-WISE)

Center	Daily	Tri/Bi Weekly	Weekly	Others	Total
Metropolitan City	2326	138	11334	15701	29499
State Capital	3353	88	10702	12133	26276
Union Territory	1449	12	816	2245	4522
Big City	8272	109	11335	25658	45374
Smaller Towns	1760	66	4746	5996	12568
Total	17160	413	38933	61733	118239

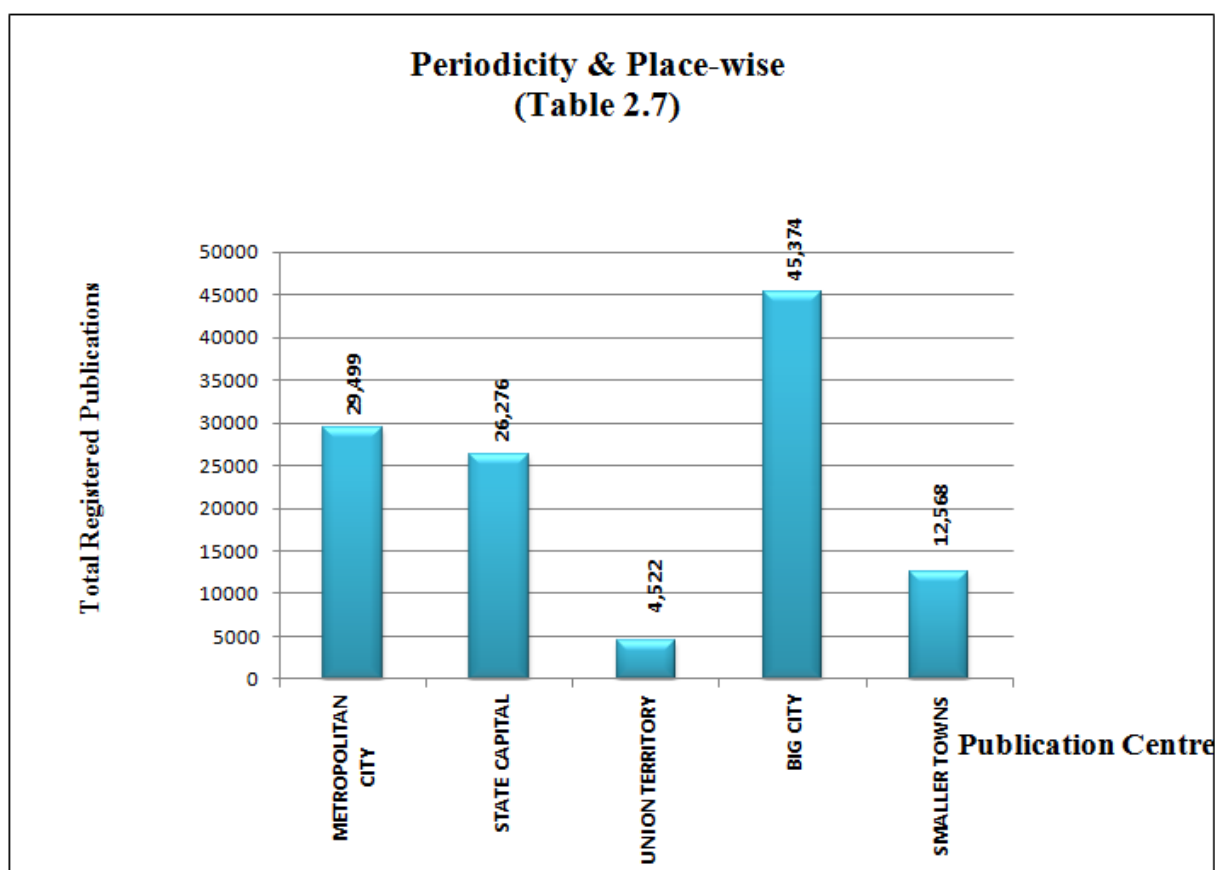


TABLE 2.8
CITIES WITH 100 OR MORE PUBLICATIONS
(LANGUAGE & PERIODICITY WISE)

Cities	Dailies				Weeklies			
	English	Hindi	Others	Total	English	Hindi	Others	Total
Agra	2	45	9	56	2	126	15	143
Ahmadnagar	0	1	22	23	0	1	134	135
Ahmadabad	26	13	80	119	21	21	343	385
Ajmer	0	25	3	28	0	46	23	69
Aligarh	0	28	7	35	4	120	17	141
Allahabad	15	74	20	109	10	70	15	95
Amravati	1	5	32	38	1	19	147	167
Amritsar	0	8	6	14	2	6	68	76
Aurangabad	0	8	62	70	8	28	218	254
Bangalore	30	2	200	232	77	7	388	472
Bareilly	3	29	5	37	3	77	45	125
Baroda	1	3	24	28	3	1	44	48
Bhavnagar	0	0	16	16	0	0	129	129
Bhopal	17	349	28	394	25	1300	39	1364
Bhubaneswar	6	4	41	51	7	0	60	67
Bikaner	0	24	1	25	0	45	0	45
Bulandshaher	0	10	3	13	1	80	17	98
Burdwan	0	0	9	9	0	3	61	64
Chandigarh	17	22	11	50	42	23	44	109
Chennai	34	5	366	405	125	4	614	743
Cochin	3	0	28	31	6	0	29	35
Coimbatore	10	0	19	29	4	0	22	26
Cuttack	3	0	18	21	5	0	46	51
Dehradun	7	108	17	132	29	815	58	902
Delhi	103	431	210	744	271	1136	389	1796
Ernakulum	3	0	24	27	7	0	38	45
Faridabad	0	51	0	51	8	81	5	94
Ghaziabad	0	47	4	51	7	273	15	295
Gorakhpur	0	68	10	78	0	247	13	260
Guntur	0	0	44	44	0	0	45	45
Guwahati	11	6	16	33	10	3	60	73
Gwalior	2	85	3	90	1	162	5	168
Haridwar	2	28	3	33	1	125	1	127
Hyderabad	98	14	300	412	104	13	413	530
Indore	4	76	5	85	3	655	36	694
Jabalpur	1	39	3	43	2	64	6	72
Jaipur	6	162	21	189	12	412	25	449
Jalandhar	6	52	24	82	1	18	37	56
Jammu	51	23	33	107	48	15	104	167
Jhansi	0	28	2	30	0	132	12	144
Jodhpur	1	31	3	35	4	73	6	83

TABLE 2.8 (Continued.)
CITIES WITH 100 OR MORE PUBLICATIONS
(LANGUAGE & PERIODICITY WISE)

Cities	Dailies				Weeklies			
	English	Hindi	Others	Total	English	Hindi	Others	Total
Kanpur	8	84	45	137	10	393	155	558
Khurda	4	0	22	26	5	1	62	68
Kolhapur	0	1	28	29	0	1	104	105
Kolkata	35	44	80	159	107	108	255	470
Kota	0	29	0	29	0	48	0	48
Kottayam	0	0	28	28	2	0	53	55
Latur	0	0	33	33	1	12	144	157
Lucknow	34	539	225	798	62	1684	233	1979
Ludhiana	0	7	29	36	8	28	108	144
Madurai	3	0	25	28	5	0	26	31
Meerut	0	50	7	57	2	396	26	424
Moradabad	1	15	9	25	5	104	29	138
Mumbai	53	72	176	301	290	316	557	1163
Muzaffarnagar	0	30	1	31	0	129	5	134
Mysore	9	0	45	54	6	1	67	74
Nagpur	3	24	28	55	11	66	115	192
Nellore	0	0	0	0	0	0	0	0
Patiala	2	3	41	46	5	14	129	148
Patna	6	188	52	246	12	205	41	258
Pune	11	7	61	79	26	16	251	293
Raipur	3	67	5	75	2	76	4	82
Rajkot	1	0	22	23	0	0	107	107
Saharanpur	2	27	3	32	3	242	30	275
Solapur	0	1	27	28	0	13	218	231
Srinagar	31	1	61	93	29	0	77	106
Surat	5	8	36	49	1	9	65	75
Thane	2	21	44	67	22	103	244	369
Trivandrum	3	0	33	36	3	0	44	47
Ujjain	0	36	0	36	0	201	1	202
Varanasi	2	41	8	51	4	119	10	133
Total	757	3282	3106	7145	1652	10806	7311	23150

TABLE 2.8 (Continued)
CITIES WITH 100 OR MORE PUBLICATIONS
(LANGUAGE & PERIODICITY WISE)

Cities	Others				Total			
	English	Hindi	Others	Total	English	Hindi	Others	Total
Agra	14	162	15	191	18	333	39	390
Ahmadnagar	3	3	83	89	3	5	239	247
Ahmadabad	78	37	743	858	125	71	1166	1362
Ajmer	7	186	56	249	7	257	82	346
Aligarh	15	80	36	131	19	228	60	307
Allahabad	100	218	55	373	125	362	90	577
Amravati	3	5	46	54	5	29	225	259
Amritsar	29	26	146	201	31	40	220	291
Aurangabad	15	15	73	103	23	51	353	427
Bangalore	417	27	1601	2045	11	36	2189	7526
Bareilly	5	48	10	63	11	154	60	225
Baroda	34	2	90	126	38	6	158	202
Bhavnagar	3	4	67	74	3	4	212	219
Bhopal	55	1897	128	2080	97	3546	195	3838
Bhubaneswar	33	0	146	179	46	4	247	297
Bikaner	7	188	19	214	7	257	20	284
Bulandshahr	2	73	21	96	3	163	41	207
Burdwan	8	8	249	265	8	11	319	338
Chandigarh	168	48	81	297	227	93	136	456
Chennai	813	52	2731	3596	972	61	3711	4744
Cochin	46	1	121	168	55	1	178	234
Coimbatore	37	0	165	202	51	0	206	257
Cuttack	38	4	314	356	46	4	378	428
Dehradun	44	257	57	358	80	1180	132	1392
Delhi	2149	2443	1621	6213	2523	4010	2220	8753
Ernakulum	73	2	211	286	83	2	273	358
Faridabad	22	57	24	103	30	189	29	248
Ghaziabad	42	175	57	274	49	495	76	620
Gorakhpur	2	90	12	104	2	405	35	442
Guntur	16	0	163	179	16	0	252	268
Guwahati	25	3	98	126	46	12	174	232
Gwalior	6	123	10	139	9	370	18	397
Haridwar	0	39	9	48	3	192	13	208
Hyderabad	385	31	794	1210	587	58	1507	2152
Indore	41	497	88	626	48	1228	129	1405
Jabalpur	9	63	19	91	12	166	28	206
Jaipur	49	926	176	1151	67	1500	222	1789
Jalandhar	11	21	92	124	18	91	153	262
Jammu	46	22	35	103	145	60	172	377
Jhansi	5	64	6	75	5	224	20	249
Jodhpur	33	188	51	272	38	292	60	390

TABLE 2.8
CITIES WITH 100 OR MORE PUBLICATIONS
(LANGUAGE & PERIODICITY WISE)

Cities	Others				Total			
	English	Hindi	Others	Total	English	Hindi	Others	Total
Kanpur	37	304	143	484	55	781	343	1179
Khurda	22	2	125	149	31	3	209	243
Kolhapur	4	2	113	119	4	4	245	253
Kolkata	711	191	1488	2390	853	343	1823	3019
Kota	7	182	9	198	7	259	9	275
Kottayam	31	2	228	261	33	2	309	344
Latur	0	1	24	25	1	13	201	215
Lucknow	129	958	213	1300	225	3181	671	4077
Ludhiana	54	44	195	293	62	79	332	473
Madurai	16	1	215	232	24	1	266	291
Meerut	46	218	44	308	48	664	77	789
Moradabad	6	59	30	95	12	178	68	258
Mumbai	2012	518	1653	4183	2355	906	2386	5647
Muzaffarnagar	34	67	12	113	34	226	18	278
Mysore	20	2	139	161	35	3	251	289
Nagpur	42	51	129	222	56	141	272	469
Nellore	4	0	154	158	5	0	210	215
Patiala	23	9	87	119	30	26	257	313
Patna	35	248	61	344	53	641	154	848
Pune	119	29	527	675	156	52	839	1047
Raipur	3	156	13	172	8	299	22	329
Rajkot	9	0	154	163	10	0	283	293
Saharanpur	10	134	50	194	15	403	83	501
Solapur	1	3	66	70	1	17	311	329
Srinagar	21	1	26	48	81	2	164	247
Surat	3	10	99	112	9	27	200	236
Thane	58	54	126	238	82	178	414	674
Trivandrum	57	1	304	362	63	1	381	445
Ujjain	1	106	7	114	1	343	8	352
Varanasi	23	146	43	212	29	306	61	396
Total	10422	13568	21108	45098	12942	29479	34127	61405