

IV. CIRCULATION OF PUBLICATIONS

4.1. A total number of 19,499 publications furnished their circulation figures on-line for 2013-14 claiming a total circulation of 45,05,86,212 copies as against 40,50,37,930 copies per publishing day in 2012-13 thereby registering an increase of **11.25** per cent over previous year. It has also registered a growth of 187.51 per cent during the last decade. (Table 4.1)

DAILIES

4.2.1. The number of **daily** publications, which furnished circulation figures, was 6,730 in 2013-14 as compared to 5,767 publications in 2012-13. The circulation of dailies was 25,64,07,006 copies per publishing day in 2013-14 as against 22,43,37,652 copies per publishing day in 2012-13 i.e. an increase of 14.30 per cent. (Table 4.1 & 4.5)

4.2.2. The number of **tri and bi-weeklies**, which furnished circulation figures, was 25 in 2013-14 as compared to 36 in 2012-13. Their circulation was 8,93,218 copies per publishing day in 2013-14 as against 11,87,995 copies per publishing day in 2012-13, registered a decrease of 24.81 per cent. (Table 4.1 & 4.5)

PERIODICALS

4.3. Among **Periodicals**, weeklies had a share of 11,20,05,740 copies per publishing day i.e. 24.86 per cent of the total circulation, followed by monthlies with 4,58,85,746 copies per publishing day i.e. 10.18 per cent of total circulation and fortnightlies with 2, 27,59,091 copies per publishing day or 5.05 per cent of total circulation. (Table 4.2)

LANGUAGE-WISE CIRCULATION

4.4.1. In 2013-14 again, Hindi publications as usual retained their largest share in claimed circulation with 22,64,75,517 copies per publishing day or 50.26 % of the total circulation, followed by English publications with 6,44,05,643 copies per publishing day (14.29 %). Other languages in which publications had claimed circulation of more than ten million copies were Urdu 3,45,85,404 (7.68 %), Gujarati 1,96,28,242 (4.36 %), Marathi 1,66,77,205 (3.70 %), Telugu 1,88,58,626 (4.19 %), Malayalam 1,35,70,603 (3.01 %) and Odia 1,24,84,899 (2.77 %). Further, in other languages publications which had claimed circulation more than one million were Tamil 82,96,434 (1.84 %), Bengali 71,96,678 (1.60 %) Kannada 63,16,968 (1.40 %) and Punjabi 50,28,917 (1.12 %). (Table 4.2)

4.4.2. Among **Dailies** also, Hindi publications claimed its top position with a claimed circulation of 12,64,77,693 copies per publishing day, or to say 47.86% of the total

claimed circulation of daily publications. English dailies claimed second position with a circulation of 3,31,48,808 copies per publishing day (12.54%). The dailies published in other languages were Urdu 2,72,88,254, Telugu 1,41,32,979, Marathi 1,28,11,512, Gujarati 1,23,47,365, Malayalam 71,81,050 and Odia 75,28,687 copies per publishing day etc. (Table 4.2)

4.4.3. Among **Periodicals**, Hindi weekly publications had the highest circulation of 6,41,59,677 copies per publishing day. English claimed second position in weekly publications with a circulation of 1,92,15,870 copies per publishing day followed by Hindi monthlies (2,25,16,685), Hindi fortnightlies (1,10,26,400), English monthlies (81,55,947), Urdu weeklies (54,33,243), and Gujarati weeklies (51,88,862) etc. (Table 4.2)

STATE-WISE CIRCULATION

4.5.1. The claimed circulation of publications was the highest in Uttar Pradesh with 10,14,93,538 copies per publishing day during 2013-14. Delhi came second with 6,38,87,430 copies per publishing day, Madhya Pradesh third with 3,66,19,959 copies and Maharashtra fourth with 3,34,21,664 copies per publishing day. Other states with a circulation of more than ten million copies per publishing day were: Andhra Pradesh 2,61,71,028 copies, Rajasthan 2,51,08,469 copies, Gujarat 2,41,17,998 copies, Uttrakhand 1,71,19,779 copies, Kerala 1,54,10,107 copies, Odisha 1,47,16,916 copies, Tamil Nadu 1,45,10,435 copies, Karnataka 1,22,03,814 copies and West Bengal 1,13,35,535 copies per publishing day. (Table 4.3)

4.5.2. Uttar Pradesh had the maximum claimed circulation of daily publications with 5,23,59,887 copies per publishing day followed by Delhi 2,70,04,241 copies, Madhya Pradesh 2,33,38,642 copies, Maharashtra 2,20,59,015 copies, Andhra Pradesh 1,93,82,168 copies, Rajasthan 1,72,57,865 copies and Gujarat 1,56,65,106 copies, etc. (Table 4.3)

4.5.3. In respect of Tri and Bi-weeklies, Tamil Nadu leads with a circulation of 5,07,354 copies per publishing day followed by Bihar with 1,15,000 copies. (Table 4.3)

4.5.4. The claimed circulation of weeklies in 2013-14 was the highest in Uttar Pradesh with 3,74,01,796 copies per publishing day followed by Delhi 1,84,35,155 copies, Uttrakhand 83,10,858 copies, Madhya Pradesh 65,22,461 copies, Maharashtra 63,61,345 copies, Gujarat 59,18,919 copies, Tamil Nadu 43,34,032 copies, Rajasthan 33,63,719 copies and Odisha 31,85,131 copies per publishing day etc. (Table 4.3)

4.5.5. In the claimed circulation of fortnightlies in 2013-14, Delhi retained its top position with 42,49,902 copies per publishing day followed by Uttar Pradesh 35,49,828 copies, Rajasthan 31,48,227 copies, Maharashtra 17,70,668 copies, Gujarat 14,43,254 copies, Kerala 13,95,054 copies, Odisha 12,26,340 copies, Uttrakhand 11,21,076 copies and Andhra Pradesh 11,09,827. These were the only states having a total circulation of over one million copies per publishing day each in 2013-14. (Table 4.3)

4.5.6. Among Monthly publications also, Delhi occupied the first position with a claimed circulation of 1,30,23,492 copies per publishing day followed by Uttar Pradesh 68,65,816 copies, Madhya Pradesh 55,02,485 copies, Andhra Pradesh 37,72,498 copies, Maharashtra 29,72,195 copies, Kerala 27,05,335 copies, Odisha 14,29,378 copies, Karnatka 12,13,807 copies, Uttrakhand 11,84,762 copies, Rajasthan 11,15,125 copies and Gujarat 10,56,910 copies per publishing day. (Table 4.3)

LANGUAGE-CUM STATE-WISE CIRCUALTION

4.6. Language- wise analysis of claimed circulation of publications for 2013-14 reveals that Uttar Pradesh was at the top with 8,04,60,597 copies per publishing day in Hindi language i.e. 35.53% of total circulation of Hindi Language followed by Delhi 3,46,79,33, Madhya Pradesh 3,42,69,056 and Rajasthan 2,35,42,434 copies per publishing day. The total circulation of English Language publications was 6,44,05,643 copies per publishing day, out of which Delhi accounted for 1,70,33,088 copies i.e. 26.45% of the total circulation in English followed by Maharashtra 95,90,478 copies (14.89) per cent, and Tamil Nadu 57,15,695 (8.87) per cent. The total circulation of Urdu publications was 3,45,85,404 copies out of which Uttar Pradesh accounted for 1,58,07,945 copies i.e. (45.71) per cent. The total circulation of Marathi publications was 1,66,77,205 copies out of which Maharashtra accounted for 1,60,51,118 copies i.e. (96.25) per cent. The total circulation of Telugu publications was 1,88,58,626 copies out of which Andhra Pradesh accounted for 1,86,60,627 copies per publishing day. (Table 4.4)

DISTRIBUTION PATTERN

4.7.1. Out of 45,05,86,212 copies circulated per publishing day in 2013-14, as many as 42,81,17,200 copies (95.01%) were sold and 2,24,69,003 copies (4.99%) were distributed free which included sample, voucher, complimentary and office copies. (Table 4.5)

4.7.2. In case of daily newspapers, out of a total claimed circulation of 26,42,89,811 copies per publishing day, the number of copies sold were 25,64,07,006 (97.02 %) and free copies were 78,82,797 (2.98 %). (Table 4.5)

CIRCULATION PATTERN

4.8.1. 19,499 publications submitted their annual statements and supplied their circulation data. Based on their circulation data, newspapers have been classified into following three categories;

- (i) **Small:** Circulation up to 25,000 copies per publishing day,
- (ii) **Medium:** Circulation between 25,001 to 75,000 copies per publishing day, and
- (iii) **Big:** Circulation of more than 75,000 copies per publishing day.

4.8.2. Out of 19,499 newspapers and periodicals which supplied their circulation data, 811 i.e. 4.16 % fall in Big category, 4,566 i.e. 23.42 % are in Medium category and remaining 14,122 i.e. 72.42 % are in Small category. Publications falling in Medium category have the largest share in circulation with 19,22,04,259 copies per publishing day i.e. 42.66 % of total, followed by Big category 13,62,51,923 copies i.e. 30.24 % and Small category having 12,21,30,030 copies i.e. 27.10 %. (Table 4.6 & 4.7)

4.8.3. The 'Big' category is further divided into two sub-categories – those having a circulation of (i) 1,00,000 copies and above and (ii) Circulation between 75,001 to 99,999 copies per publishing day. In the first sub-category there are 539 publications with a total circulation of 11,35,57,418 copies per publishing day and in the second there are 272 publications, with a total circulation of 2,26,94,505 copies per publishing day. (Table 4.6)

4.8.4. The 'Medium' category of publications is also divided into two sub-categories – viz., (i) 25,001 to 50,000 copies and (ii) 50,001 to 75,000 copies. In the first sub-category, there are 3242 publications with a total circulation of 10,96,72,085 copies and in the second category, there are 1324 publications with a total circulation of 8,25,32,174 copies per publishing day. (Table 4.6)

4.8.5. The 'Small' category of publications is divided in four sub-categories, viz (i) 15,001 to 25,000 copies (ii) 5,001 to 15,000 copies (iii) 2,001 to 5,000 copies and (iv) 1 to 2,000 copies. From the circulation of these small publications, it has been noticed that 3336 had the circulation range between 15,001 and 25,000 each and 6234 had circulation range between 5,001 and 15,000 each and 2191 between 2,001 and 5,000 copies each during the report period. The remaining 2361 had a total circulation up to 2,000 copies each. (Table 4.6)

4.8.6. Out of the 6,709 dailies and tri and bi-weeklies that supplied circulation data for the year 2013-14, 604 came under the big category, 2966 under medium category and the remaining 3,139 were small newspapers. Out of 604 big dailies/tri and bi-weeklies, 393 had a circulation of one lakh and above each. (Table 4.6 and 4.7)

4.8.7. As regards dailies and tri and bi-weeklies, the largest circulation was of medium newspapers (13,02,51,011) i.e. 49.12 per cent, followed by big ones with (9,70,47,005) i.e. 36.60 per cent and small (3,78,85,013) i.e. 14.29 per cent. (Table 4.7)

4.8.8. It is regrettable that significant section of the publications establishments, particularly the small publications, appear to ignore their obligations, under the “**Press and Registration of Books Act**”, to submit the Annual Statements to the O/o RNI. Their circulation, therefore, could not be ascertained and hence the actual circulation of the registered Indian publications would be much higher than what this report projects on the basis of Annual Statements actually received.

AVERAGE CIRCULATION

4.9.1. Average circulation of dailies and tri/bi-weeklies was 39,526 copies per publishing day where as the average circulation of periodicals were 14,496 copies per publishing day during 2013-14. Average circulation of Big newspapers decreased by 5,255 copies from 1,73,260 to 1,68,005 during 2013-14 and that of small newspapers decreased by 5,125 copies from 13,773 to 8,648 copies per publishing day as compared to previous year. As for the medium newspaper average circulation increased by 329 copies from 41,766 to 42,095 during 2013-14 in compared to previous year. (Table 4.7)

4.9.2. Average circulation of dailies and tri/bi-weeklies showed a slight increase of 662 copies per publishing day i.e. from 38,864 copies to 39,526 copies per publishing day in 2013-14 (Table 4.7)

4.9.3. Average circulation of periodicals also showed a slight increase of 410 copies per publishing day i.e. from 14,086 to 14,496 copies per publishing day in 2013-14. (Table 4.7)

CENTRE-WISE CIRCULATION

4.10.1. The publications published from four Metropolitan Cities – Mumbai, Kolkatta, Delhi and Chennai had a combined claimed circulation of 10,61,14,044 copies per publishing day in 2013-14, which came to 23.55 per cent of the total claimed circulation. The State Capitals (excluding Metropolitan Cities) accounted for 12,11,85,947 copies or 26.90 per cent. Publications brought out from Big Cities claimed a circulation of 15,07,23,663 copies, which was 33.45 per cent. The Press in the Union Territories accounted for 40,15,926 copies or say 0.89 per cent of the total claimed circulation. The remaining 6,85,46,632 copies or say 15.21 per cent belonged to Smaller Towns. (Table 4.8)

4.10.2. Dailies and tri/bi-weeklies from four Metropolitan Cities had a total circulation of 5,14,77,917 copies which was 19.41 per cent of the total circulation of the dailies/tri-bi weeklies. The Dailies and tri/bi-weeklies published from State Capitals had a total circulation of 6,59,09,362 copies, or 24.85 per cent of the total circulation in that category. Dailies and tri/bi-weeklies from other Big Cities claimed a total circulation of 9,92,45,976 copies or 37.43 per cent and from Small Towns showed a circulation of 4,52,64,488 copies (17.07 per cent). (Table 4.8)

CIRCULATION LEVELS

4.11.1. “ANANDA BAZAR PATRIKA”, a Bengali/Daily published from Kolkata turned to be the largest circulated single edition daily with a claimed circulation of 11,81,112 copies per publishing day followed by **“THE TIMES OF INDIA”**, an English/Daily published from Mumbai with a claimed circulation of 10,26,153 copies and **“HINDUSTAN TIMES”** an English/Daily published from Delhi with a circulation of 9,75,737 copies per publishing day.

4.11.2. “THE TIMES OF INDIA”, having 29 editions in English with a total claimed circulation of 47,42,671 copies per publishing day occupied the first position among multi-editions dailies during 2013-14. **“DAINIK BHASKAR”**, having 35 editions in Hindi with a total claimed circulation of 35,49,796 copies per publishing day occupied second position among multi-editions dailies.

4.11.3. “THE SUNDAY TIMES OF INDIA”, an English/Weekly Edition from Mumbai, was the largest circulated periodical in 2013-14 with a claimed circulation of 10,21,260 copies per publishing day, while **“THE SUNDAY TIMES OF INDIA”**, an English/Weekly Edition from Delhi, with a circulation of 9,18,913 copies being second, and **“ASCENT”**, an English/Weekly from Delhi with a claimed circulation of 9,95,820 copies per publishing day was rated as third.

TABLE 4.1
Total Circulation of Registered Publications
From 2004-05 to 2013-14

YEAR	Dailies	Tri/Bi-weeklies	Weeklies	Others	Total
(1)	(2)	(3)	(4)	(5)	(6)
2004-05	78689266	553873	42163994	35312076	156719209
2005-06	88863048	566198	50580648	40728717	180738611
2006-07	98837248	737572	52082091	40420483	192077394
2007-08	105791199	654972	57995857	42666087	207108115
2008-09	135805315	574984	69180993	52392081	257953373
2009-10	162312686	635503	83789957	65078417	308816563
2010-11	175665243	969361	89483523	63086714	329204841
2011-12	196951390	928927	103471732	72487715	373839764
2012-13	224337652	1187995	104860366	74651917	405037930
2013-14	264289811	893218	112005740	73397443	450586212

**Total Circulation of Registered Publications
From 2004-05 to 2013-14
(TABLE 4.1)**

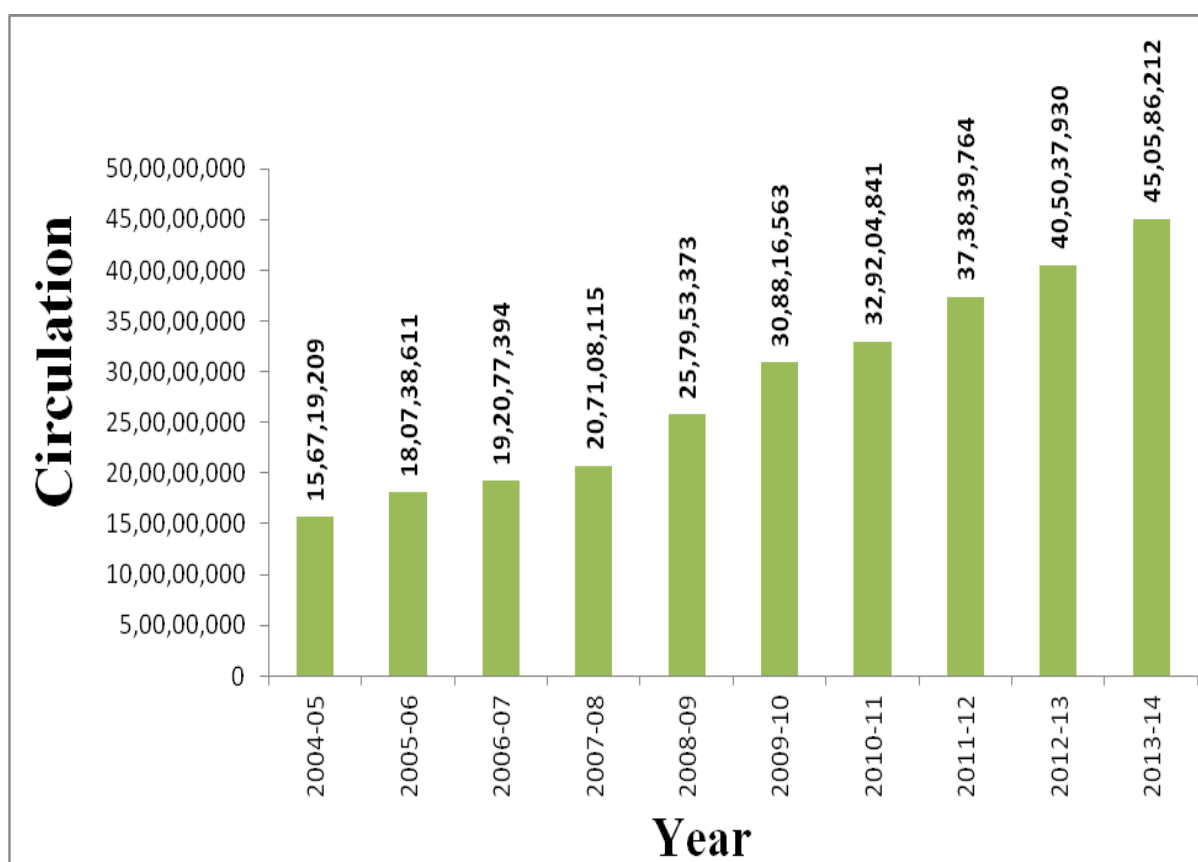
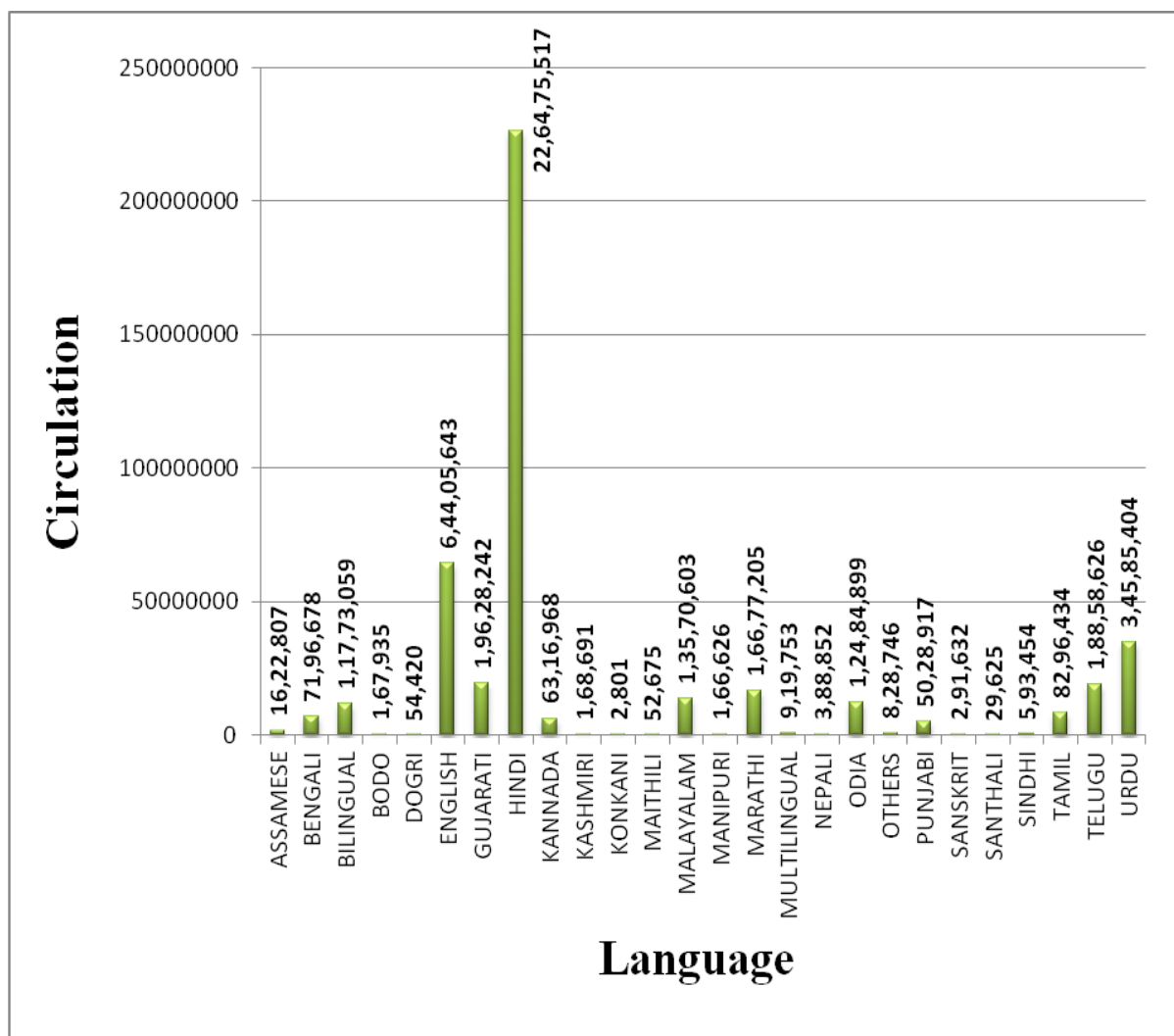


TABLE 4.2
CIRCULATION OF PUBLICATIONS IN 2013-14
(LANGUAGE AND PERIODICITY-WISE)

Language	DAILY	BI/TRI-WEEKLY	WEEKLY	FORTNIGHTLY	MONTHLY	QUARTERLY	ANNUAL	OTHERS	Total
ASSAMESE	1321591	22593	174594	19336	84693	0	0	0	1622807
BENGALI	4782020	41783	1147782	728466	448190	16537	25040	6860	7196678
BILINGUAL	2484382	9875	4514410	1078855	3396473	58266	5050	225748	11773059
BODO	167935	0	0	0	0	0	0	0	167935
DOGRI	48970	0	5450	0	0	0	0	0	54420
ENGLISH	33148808	134502	19215870	2463056	8155947	218773	960561	108126	64405643
GUJARATI	12347365	13051	5188862	1301350	745442	0	0	32172	19628242
HINDI	126477693	131560	64159677	11026400	22516685	1243157	181090	739255	226475517
KANNADA	4812395	0	618241	212702	670272	2958	0	400	6316968
KASHMIRI	117491	0	51200	0	0	0	0	0	168691
KONKANI	2801	0	0	0	0	0	0	0	2801
MAITHILI	17175	0	0	1500	0	400	0	33600	52675
MALAYALAM	7181050	0	2478715	1380340	2179035	27273	317891	6299	13570603
MANIPURI	166626	0	0	0	0	0	0	0	166626
MARATHI	12811512	0	2384210	601726	798712	29447	20742	30856	16677205
MULTILINGUAL	198489	0	334848	90166	294200	450	1600	0	919753
NEPALI	289455	0	80097	5000	14300	0	0	0	388852
ODIA	7528687	32500	2614531	974473	1144038	139257	0	51413	12484899
OTHERS	477065	0	187080	64029	85322	15250	0	0	828746
PUNJABI	3128297	0	783643	238593	878384	0	0	0	5028917
SANSKRIT	90962	0	172591	8500	19579	0	0	0	291632
SANTHALI	25750	0	0	0	3875	0	0	0	29625
SINDHI	423275	0	145479	5500	0	0	0	19200	593454
TAMIL	4818784	507354	1567986	699031	633467	14176	55636	0	8296434
TELUGU	14132979	0	747231	896656	3075064	5996	0	700	18858626
URDU	27288254	0	5433243	963412	742068	35727	0	122700	34585404
Total	264289811	893218	112005740	22759091	45885746	1807667	1567610	1377329	450586212

CIRCULATION OF PUBLICATIONS DURING 2013-14
(Language wise)
Table 4.2



CIRCULATION OF PUBLICATIONS DURING 2013-14
(Periodicity wise)
Table 4.2

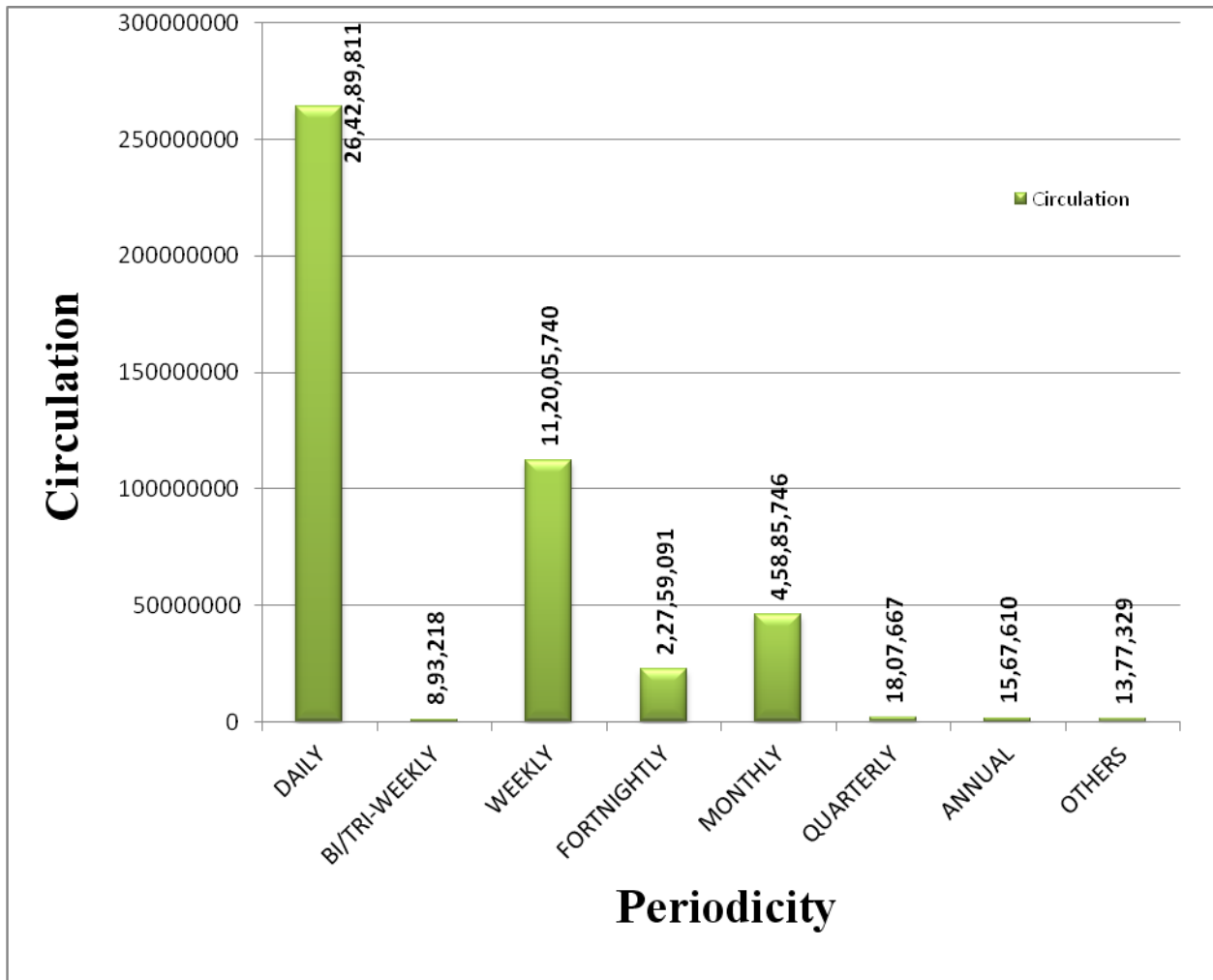


TABLE 4.3
CIRCULATION OF PUBLICATIONS IN 2013-14
(STATE/UTs. & PERIODICITY-WISE)

STATES	DAILY	BI/TRI-WEEKLY	WEEKLY	FORTNIGHTLY	MONTHLY	QUARTERLY	ANNUAL	OTHERS	Total
ANDAMAN & NICOBAR ISLANDS	54065	0	700	0	0	0	0	0	54765
ANDHRA PRADESH	19382168	0	1857185	1109827	3772498	34150	0	15200	26171028
ARUNACHAL PRADESH	176906	0	0	0	0	0	0	0	176906
ASSAM	2863625	48193	439691	44736	160893	0	0	0	3557138
BIHAR	7229860	115000	1512619	140675	487761	500	0	0	9486415
CHANDIGARH	1504883	40256	527416	95291	117369	0	0	0	2285215
CHATTISGARH	6740044	12366	892607	45047	799851	0	0	43934	8533849
DAMAN & DIU	460866	0	0	0	0	0	0	0	460866
DELHI	27004241	24303	18435155	4249902	13023492	213518	510920	425899	63887430
DADRA & NAGAR HAVELI	293476	0	4500	113009	12000	0	0	0	422985
GOA	290539	0	59897	12333	19969	0	0	0	382738
GUJARAT	15665106	2853	5918919	1443254	1056910	0	0	30956	24117998
HARYANA	3351791	0	839489	357813	684522	2670	0	0	5236285
HIMACHAL PRADESH	856728	0	235265	20108	5500	1094	300	0	1118995
JHARKHAND	3692746	0	653293	37134	338806	0	0	0	4721979
JAMMU & KASHMIR	8353970	0	1110316	29299	113839	14000	0	6000	9627424
KARNATAKA	7180033	30454	3521760	222997	1213807	28097	0	6666	12203814
KERALA	7553402	4338	2859681	1395054	2705335	57511	828487	6299	15410107
MAHARASHTRA	22059015	30758	6361345	1770668	2972195	63456	85103	79124	33421664
MANIPUR	350662	0	0	0	0	0	0	0	350662
MEGHALAYA	257939	0	0	0	116	0	0	0	258055
MIZORAM	353277	0	0	0	0	0	0	0	353277
MADHYA PRADESH	23338642	0	6522461	831217	5502485	175828	3500	245826	36619959
NAGALAND	184216	0	0	0	0	0	0	0	184216
ODISHA	8662587	32500	3185131	1226340	1429378	129567	0	51413	14716916
PONDICHERRY	214248	0	4333	0	2000	0	0	0	220581
PUNJAB	3844508	9875	809279	214193	618833	0	500	225	5497413
RAJASTHAN	17257865	0	3363719	3148227	1115125	53010	100000	70523	25108469
SIKKIM	548599	0	86196	0	25166	0	0	0	659961
TAMIL NADU	7840496	507354	4334032	781404	994861	18713	33500	75	14510435
TRIPURA	779335	0	93974	5346	0	0	0	1160	879815
UTTAR PRADESH	52359887	0	37401796	3549828	6865816	963083	3100	350028	101493538
UTTARANCHAL	6438032	0	8310858	1121076	1184762	24550	2200	38301	17119779
WEST BENGAL	7146054	34968	2664123	794313	662457	27920	0	5700	11335535
Total	264289811	893218	112005740	22759091	45885746	1807667	1567610	1377329	450586212

TABLE 4.4
CIRCULATION OF NEWSPAPERS IN 2013-14
(STATE/U.Ts.& LANGUAGE-WISE)

State/U.T's	Assamese	Bengali	Bilingual	Bodo	Dogri	English	Gujarati	Hindi	Kannada	Kashmiri	Konkani	Maithili	Malayalam
ANDAMAN & NICOBAR ISLANDS	0	18229	1000	0	0	29316	0	6220	0	0	0	0	0
ANDHRA PRADESH	0	0	383114	0	0	4764802	0	436532	16883	0	0	0	0
ARUNACHAL PRADESH	0	0	0	0	0	159906	0	17000	0	0	0	0	0
ASSAM	1621145	666931	61365	167935	0	760123	0	161858	31437	0	0	0	0
BIHAR	0	0	93624	0	0	212254	0	6800824	0	0	0	1500	0
CHANDIGARH	0	0	99132	0	0	858602	0	1008144	0	0	0	0	0
CHATTISGARH	0	0	113716	0	0	227554	0	7933286	0	0	0	0	1900
DAMAN & DIU	0	0	0	0	0	0	335625	122496	0	0	0	0	0
DELHI	1662	57613	3603942	0	0	17033088	46474	34679335	68355	0	0	35000	48212
DADRA & NAGAR HAVELI	0	0	62178	0	0	87082	72937	200788	0	0	0	0	0
GOA	0	0	0	0	0	264278	0	44447	0	0	2801	0	0
GUJARAT	0	0	581128	0	0	1703882	18484181	2804224	0	0	0	0	0
HARYANA	0	0	160352	0	0	747739	0	4093352	0	0	0	0	0
HIMACHAL PRADESH	0	0	24134	0	0	140996	0	953865	0	0	0	0	0
JHARKHAND	0	25890	132348	0	0	305848	0	3422832	0	0	0	0	0
JAMMU & KASHMIR	0	0	606465	0	54420	5393275	0	699268	0	168691	0	0	0
KARNATAKA	0	1887	141391	0	0	4987525	3461	70820	6150964	0	0	0	5911
KERALA	0	27549	77875	0	0	1449896	2074	244398	26167	0	0	0	13465939
MAHARASHTRA	0	0	374960	0	0	9590478	663033	5698791	23162	0	0	0	42391
MANIPUR	0	0	0	0	0	153891	0	2858	0	0	0	0	0
MEGHALAYA	0	6259	0	0	0	141767	0	16462	0	0	0	0	0
MIZORAM	0	0	0	0	0	184259	0	0	0	0	0	0	0
MADHYA PRADESH	0	0	659936	0	0	746245	20457	34269056	0	0	0	0	0
NAGALAND	0	0	0	0	0	145518	0	0	0	0	0	0	0
ODISHA	0	0	644344	0	0	966289	0	366027	0	0	0	0	0
PONDICHERRY	0	0	4000	0	0	0	0	0	0	0	0	0	0
PUNJAB	0	0	104083	0	0	9761	0	2034805	0	0	0	0	0
RAJASTHAN	0	0	348780	0	0	509159	0	23542434	0	0	0	0	0
SIKKIM	0	0	0	0	0	251780	0	66019	0	0	0	0	0
TAMIL NADU	0	0	889602	0	0	5715695	0	97394	0	0	0	0	6250
TRIPURA	0	679640	36999	0	0	105226	0	0	0	0	0	0	0
UTTAR PRADESH	0	0	1999996	0	0	2879451	0	80460597	0	0	0	0	0
UTTARANCHAL	0	0	434355	0	0	728056	0	14848741	0	0	0	0	0
WEST BENGAL	0	5712680	134240	0	0	3151902	0	1372644	0	0	0	16175	0
Total	1622807	7196678	11773059	167935	54420	64405643	19628242	226475517	6316968	168691	2801	52675	13570603

TABLE 4.4 (Contd.)
CIRCULATION OF NEWSPAPERS IN 2013-14
(STATE/U.Ts.& LANGUAGE-WISE)

State/U.T's	Manipuri	Marathi	Multilingual	Nepali	Odia	Punjabi	Sanskrit	Santhali	Sindhi	Tamil	Telugu	Urdu	Others	Total
ANDAMAN & NICOBAR ISLANDS	0	0	0	0	0	0	0	0	0	0	0	0	0	54765
ANDHRA PRADESH	0	0	63891	0	5699	0	0	0	0	0	18660627	1839480	0	26171028
ARUNACHAL PRADESH	0	0	0	0	0	0	0	0	0	0	0	0	0	176906
ASSAM	0	0	0	0	0	0	0	0	0	0	0	23286	63058	3557138
BIHAR	0	0	22286	0	0	0	0	0	0	0	0	2355927	0	9486415
CHANDIGARH	0	0	1000	0	0	318337	0	0	0	0	0	0	0	2285215
CHATTISGARH	0	0	0	0	0	0	0	0	0	0	0	232862	24531	8533849
DAMAN & DIU	0	0	0	0	0	0	2745	0	0	0	0	0	0	460866
DELHI	0	88982	184317	1900	2049	1104810	168438	0	0	43115	34252	6581748	104138	63887430
DADRA & NAGAR HAVELI	0	0	0	0	0	0	0	0	0	0	0	0	0	422985
GOA	0	71212	0	0	0	0	0	0	0	0	0	0	0	382738
GUJARAT	0	247371	24344	0	0	0	39420	0	120982	0	0	112466	0	24117998
HARYANA	0	0	0	0	0	155442	0	0	0	0	0	79400	0	5236285
HIMACHAL PRADESH	0	0	0	0	0	0	0	0	0	0	0	0	0	1118995
JHARKHAND	0	0	16485	0	0	0	0	0	0	0	0	812960	5616	4721979
JAMMU & KASHMIR	0	0	22466	0	0	0	0	0	0	0	0	2682839	0	9627424
KARNATAKA	0	202422	2004	0	0	0	0	0	0	121313	54584	461532	0	12203814
KERALA	0	8217	940	0	0	0	0	0	0	99486	7566	0	0	15410107
MAHARASHTRA	0	16051118	68273	0	0	0	0	0	73596	86497	17766	725136	6463	33421664
MANIPUR	166626	0	0	0	0	0	0	0	0	0	0	0	27287	350662
MEGHALAYA	0	0	0	0	0	0	0	0	0	0	0	12616	80951	258055
MIZORAM	0	0	0	0	0	0	0	0	0	0	0	0	169018	353277
MADHYA PRADESH	0	7883	88627	0	0	0	5229	0	24260	0	0	798266	0	36619959
NAGALAND	0	0	0	0	0	0	0	0	0	0	12579	0	26119	184216
ODISHA	0	0	217989	0	12467461	0	0	0	0	0	0	54806	0	14716916
PONDICHERRY	0	0	0	0	0	0	0	0	0	216581	0	0	0	220581
PUNJAB	0	0	88253	0	0	3260511	0	0	0	0	0	0	0	5497413
RAJASTHAN	0	0	6623	0	0	0	0	0	374616	0	0	162683	164174	25108469
SIKKIM	0	0	0	342162	0	0	0	0	0	0	0	0	0	659961
TAMIL NADU	0	0	800	0	0	0	0	0	0	7729442	71252	0	0	14510435
TRIPURA	0	0	0	0	0	0	0	0	0	0	0	0	57950	879815
UTTAR PRADESH	0	0	92381	5000	0	133218	71200	0	0	0	0	15807945	43750	101493538
UTTARANCHAL	0	0	0	800	0	0	4600	0	0	0	0	1047536	55691	17119779
WEST BENGAL	0	0	19074	38990	9690	56599	0	29625	0	0	0	793916	0	11335535
Total	166626	16677205	919753	388852	12484899	5028917	291632	29625	593454	8296434	18858626	34585404	828746	450586212

CIRCULATION OF PUBLICATIONS IN 2013-14
(STATE/U.Ts.- WISE)
(Table 4.4)

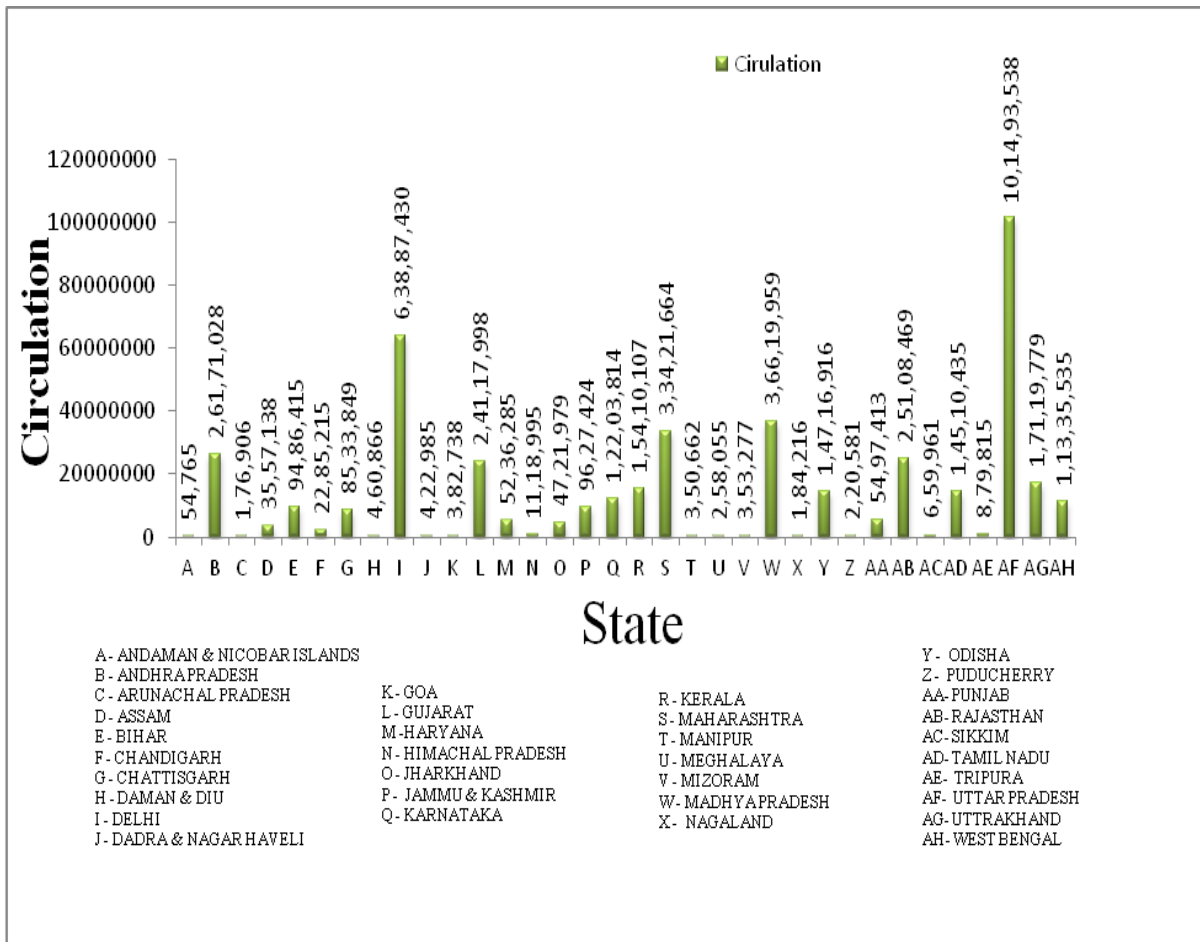


TABLE 4.5
CIRCULATION OF NEWSPAPERS IN 2013-14
(Language and Periodicity-wise)

LANGUAGE	DAILY				BI/TRI-WEEKLY				WEEKLY			
	No.	Sold	Free	Total	No.	Sold	Free	Total	No.	Sold	Free	Total
ASSAMESE	36	1263065	58526	1321591	1	21537	1056	22593	9	171674	2920	174594
BENGALI	60	4723365	58655	4782020	2	40283	1500	41783	38	1123562	24220	1147782
BILINGUAL	117	2275817	208564	2484382	1	9250	625	9875	265	3584187	930223	4514410
BODO	4	161718	6217	167935	0	0	0	0	0	0	0	0
DOGRI	1	48570	400	48970	0	0	0	0	1	5300	150	5450
ENGLISH	695	31284302	1864506	33148808	11	74984	59518	134502	395	15488260	3727610	19215870
GUJARATI	292	12163041	184324	12347365	2	10825	2226	13051	512	4878627	310235	5188862
HINDI	3213	123367979	3109711	126477693	3	129532	2028	131560	4849	61795469	2364208	64159677
KANNADA	117	4681602	130793	4812395	0	0	0	0	31	587234	31007	618241
KASHMIRI	2	109375	8116	117491	0	0	0	0	3	50000	1200	51200
KONKANI	1	1763	1038	2801	0	0	0	0	0	0	0	0
MAITHILI	2	16478	697	17175	0	0	0	0	0	0	0	0
MALAYALAM	90	6932736	248314	7181050	0	0	0	0	31	2251960	226755	2478715
MANIPURI	4	164197	2429	166626	0	0	0	0	0	0	0	0
MARATHI	280	12518516	292992	12811512	0	0	0	0	227	2259394	124816	2384210
MULTILINGUAL	10	193509	4980	198489	0	0	0	0	24	315151	19697	334848
NEPALI	7	279530	9925	289455	0	0	0	0	14	76146	3951	80097
ODIA	105	7386343	142344	7528687	1	32400	100	32500	89	2557613	56918	2614531
OTHERS	17	468848	8217	477065	0	0	0	0	7	175087	11993	187080
PUNJABI	59	3052779	75518	3128297	0	0	0	0	41	749295	34348	783643
SANSKRIT	5	87427	3535	90962	0	0	0	0	3	161181	11410	172591
SANTHALI	1	25550	200	25750	0	0	0	0	0	0	0	0
SINDHI	7	421002	2273	423275	0	0	0	0	7	143746	1733	145479
TAMIL	114	4763440	55344	4818784	4	504638	2716	507354	35	1538410	29576	1567986
TELUGU	562	13271345	861634	14132979	0	0	0	0	79	704362	42869	747231
URDU	929	26744709	543545	27288254	0	0	0	0	373	5242886	190357	5433243
Total	6730	256407006	7882797	264289811	25	823449	69769	893218	7033	103859544	8146196	112005740

TABLE 4.5 (Contd. 1)
CIRCULATION OF NEWSPAPERS IN 2013-14
(Language and Periodicity-wise)

LANGUAGE	FORTNIGHTLY				MONTHLY				QUARTERLY			
	No.	Sold	Free	Total	No.	Sold	Free	Total	No.	Sold	Free	Total
ASSAMESE	1	18727	609	19336	4	84220	473	84693	0	0	0	0
BENGALI	40	699912	28554	728466	32	439313	8877	448190	4	11837	4700	16537
BILINGUAL	96	949785	129070	1078855	294	2797102	599371	3396473	19	48139	10127	58266
BODO	0	0	0	0	0	0	0	0	0	0	0	0
DOGRI	0	0	0	0	0	0	0	0	0	0	0	0
ENGLISH	102	2229775	233280	2463056	513	6664975	1490972	8155947	70	134071	84702	218773
GUJARATI	116	1233056	68294	1301350	117	674508	70934	745442	0	0	0	0
HINDI	1178	10560730	465670	11026400	1796	21309228	1207457	22516685	79	1200220	42937	1243157
KANNADA	42	203909	8793	212702	71	624127	46145	670272	2	2897	61	2958
KASHMIRI	0	0	0	0	0	0	0	0	0	0	0	0
KONKANI	0	0	0	0	0	0	0	0	0	0	0	0
MAITHILI	1	1300	200	1500	0	0	0	0	1	250	150	400
MALAYALAM	12	1193075	187265	1380340	61	2016141	162894	2179035	3	22257	5016	27273
MANIPURI	0	0	0	0	0	0	0	0	0	0	0	0
MARATHI	24	326817	274909	601726	54	767865	30847	798712	2	28407	1040	29447
MULTILINGUAL	9	84808	5358	90166	32	238815	55385	294200	2	300	150	450
NEPALI	1	4900	100	5000	2	1250	13050	14300	0	0	0	0
ODIA	37	959545	14928	974473	50	1125450	18588	1144038	6	138164	1093	139257
OTHERS	7	61683	2346	64029	10	82168	3154	85322	1	15125	125	15250
PUNJABI	12	230705	7888	238593	37	842326	36058	878384	0	0	0	0
SANSKRIT	2	7800	700	8500	3	8961	10618	19579	0	0	0	0
SANTHALI	0	0	0	0	1	3375	500	3875	0	0	0	0
SINDHI	1	5300	200	5500	0	0	0	0	0	0	0	0
TAMIL	20	667778	31253	699031	54	599299	34168	633467	3	11572	2604	14176
TELUGU	83	855996	40660	896656	233	2938506	136558	3075064	3	3050	2946	5996
URDU	71	934010	29402	963412	61	713445	28623	742068	6	33973	1754	35727
Total	1855	21229611	1529479	22759091	3425	41931074	3954672	45885746	201	1650262	157405	1807667

TABLE 4.5 (Contd. 2)
CIRCULATION OF NEWSPAPERS IN 2013-14
(Language and Periodicity-wise)

Language	OTHERS				ANNUAL				Total			
	No.	Sold	Free	Total	No.	Sold	Free	Total	No.	Sold	Free	Total
ASSAMESE	0	0	0	0	0	0	0	0	51	1559223	63584	1622807
BENGALI	1	21874	3166	25040	2	6485	375	6860	179	7066631	130047	7196678
BILINGUAL	5	3490	1560	5050	15	170962	54786	225748	812	9838732	1934326	11773059
BODO	0	0	0	0	0	0	0	0	4	161718	6217	167935
DOGRI	0	0	0	0	0	0	0	0	2	53870	550	54420
ENGLISH	22	489290	471271	960561	81	74529	33597	108126	1889	56440186	7965456	64405643
GUJARATI	0	0	0	0	7	31318	854	32172	1046	18991375	636867	19628242
HINDI	8	129754	51336	181090	58	671338	67917	739255	11184	219164250	7311264	226475517
KANNADA	0	0	0	0	1	0	400	400	264	6099769	217199	6316968
KASHMIRI	0	0	0	0	0	0	0	0	5	159375	9316	168691
KONKANI	0	0	0	0	0	0	0	0	1	1763	1038	2801
MAITHILI	0	0	0	0	1	32600	1000	33600	5	50628	2047	52675
MALAYALAM	6	289213	28678	317891	1	6248	51	6299	204	12711630	858973	13570603
MANIPURI	0	0	0	0	0	0	0	0	4	164197	2429	166626
MARATHI	11	11948	8794	20742	2	30034	822	30856	600	15942981	734220	16677205
MULTILINGUAL	1	1500	100	1600	0	0	0	0	78	834083	85670	919753
NEPALI	0	0	0	0	0	0	0	0	24	361826	27026	388852
ODIA	0	0	0	0	1	51087	326	51413	289	12250602	234297	12484899
OTHERS	0	0	0	0	0	0	0	0	42	802911	25835	828746
PUNJABI	0	0	0	0	0	0	0	0	149	4875105	153812	5028917
SANSKRIT	0	0	0	0	0	0	0	0	13	265369	26263	291632
SANTHALI	0	0	0	0	0	0	0	0	2	28925	700	29625
SINDHI	0	0	0	0	2	19000	200	19200	17	589048	4406	593454
TAMIL	1	55084	552	55636	0	0	0	0	231	8140221	156213	8296434
TELUGU	0	0	0	0	1	0	700	700	961	17773259	1085367	18858626
URDU	0	0	0	0	3	120500	2200	122700	1443	33789523	795881	34585404
Total	55	1002153	565457	1567610	175	1214101	163228	1377329	19499	428117200	22469003	450586212

TABLE 4.6
CIRCULATION PATTERN OF NEWSPAPERS IN 2013-14
(CATEGORY AND RANGE-WISE)

Category	Range	Dailies, Tri/Bi Weeklies		Other Periodicals		Total		
		Number	Circulation	Number	Circulation	Number	Circulation	Circulation
SMALL	1 to 2000	305	441136	2056	2444427	2361	2885563	122130030
	2001 to 5000	248	879522	1943	6536339	2191	7415861	
	5001 to 15000	1210	11026987	5024	39335047	6234	50362034	
	15001 to 25000	1376	25537368	1960	35929204	3336	61466572	
MEDIUM	25001 to 50000	1953	66676365	1289	42995720	3242	109672085	192204259
	50001 to 75000	1013	63574646	311	18957528	1324	82532174	
BIG	75001 to 99999	211	17582614	61	5111891	272	22694505	136251923
	100000 to 2500000	393	79464391	146	34093027	539	113557418	
Total		6709	265183029	12790	185403183	19499	450586212	450586212

TABLE 4.7
CIRCULATION OF NEWSPAPERS IN 2013-14
(CATEGORY AND RANGE-WISE)

Category	Dailies, Tri/Bi Weeklies			Other Periodicals			Total		
	Number	Circulation	Avg Circulation	Number	Circulation	Avg Circulation	Number	Circulation	Avg Circulation
BIG	604	97047005	160674	207	39204918	18939	811	136251923	168005
MEDIUM	2966	130251011	43915	1600	61953248	38721	4566	192204259	42095
SMALL	3139	37885013	12069	10983	84245017	7670	14122	122130030	8648
Total	6709	265183029	39526	12790	185403183	14496	19499	450586212	23108

TABLE 4.8
CIRCULATION OF NEWSPAPERS IN 2013-14
(CENTRE-WISE)

Centre of Publication	Dailies, Tri/Bi Weeklies		Weeklies		Others		Total	
	Number	Circulation	Number	Circulation	Number	Circulation	Number	Circulation
BIG CITY	2938	99245976	2412	29983035	1929	21494652	7279	150723663
METROPOLITAN CITY	910	51477917	944	29080318	1592	25555809	3446	106114044
STATE CAPITAL	1959	65909362	2589	36271375	1779	19005210	6327	121185947
SMALLER TOWNS	865	45264488	1051	16224658	393	7057486	2309	68546632
UNION TERRITORY	83	3285286	37	446354	18	284286	138	4015926
Total	6755	265183029	7033	112005740	5711	73397443	19499	450586212