

CHAPTER – 4

CIRCULATION OF PUBLICATIONS

4.1. A total number of 29,599 publications furnished their circulation figures on-line for 2016-17 claiming a total circulation of 48,80,89,490 copies as against 61,02,18,476 copies per publishing day in 2015-16 thereby registering a decrease of **25.02** per cent over previous year. Apart from this, it has registered a decline of **4.39** per cent compared with the circulation figure of the year 2014-15. (Table 4.1)

DAILIES

4.2.1. The number of **Daily** publications, which furnished circulation figures, has increased from 8,905 publications in 2015-16 to 9,061 publications in 2016-17. The combined circulation of all dailies was 27,53,61,253 copies per publishing day in 2016-17 as against 37,14,57,696 copies per publishing day in 2015-16, i.e. a decrease of 34.90 per cent. (Table 4.1 & 4.5)

4.2.2. The number of **Tri and Bi-weeklies**, which furnished circulation figures, was **NIL** in 2016-17 as compared to 9 in 2015-16. (Table 4.1 & 4.5)

PERIODICALS

4.3. Among **Periodicals**, weeklies had a combined share of 11,94,98,723 copies per publishing day i.e. 24.48 per cent of the total circulation, followed by monthlies with 5,13,27,699 copies per publishing day i.e. 10.52 per cent of total circulation. The fortnightlies with a total circulation of 2,60,79,617 copies per publishing day or 5.34 per cent of total circulation was at the third place. (Table 4.2)

LANGUAGE-WISE CIRCULATION

4.4.1. In 2016-17 again, Hindi publications as usual retained their largest share in claimed circulation with 23,89,75,773 copies per publishing day or 48.96% of the total circulation, followed by English publications with 5,65,77,000 copies per publishing day (11.59%). Other languages in which publications had claimed circulation of more than ten million copies were Urdu 3,24,27,005 (6.64%), Marathi 2,85,38,505 (5.85%). Telugu 2,76,73,400 (5.67%), Gujarati 2,71,39,612 (5.56%), Malayalam 1,60,02,901 (3.28%) and Odia 1,31,87,847 (2.70%). Further, in other languages publications which had claimed circulation more than one million were Tamil 91,23,029 (1.87%), Kannada 82,14,748 (1.68%), Bengali 79,03,502 (1.62%), Punjabi 42,50,300 (0.87%) and Assamese 14,23,426 (0.29%) (Table 4.2)

4.4.2. Among **Dailies** also, Hindi publications maintained their top position with a claimed circulation of 12,69,17,990 copies per publishing day, or to say 46.09% of the total claimed circulation of all daily publications. The English dailies claimed second position with a circulation of 2,91,17,047 copies per publishing day (10.57%). The dailies published in other languages were Telugu 1,88,38,354; Marathi 1,85,87,377; Gujarati 1,42,43,191; Malayalam 93,93,602; Odia 76,67,027; Kannada 63,68,619 and Tamil 56,37,348 copies per publishing day etc.(Table 4.2)

4.4.3. Among **Periodicals**, Hindi weekly publications had the highest circulation of 6,76,10,871 copies per publishing day. Hindi Monthly publications claimed second position with a circulation of 2,49,14,627 copies per publishing day followed by English Weekly (1,45,79,734), Hindi fortnightlies (1,21,20,002), Gujarati weeklies (86,97,351) Marathi weeklies (73,65,277), English Monthlies (73,52,629) and Telugu monthlies (57,66,774) etc. (Table 4.2)

STATE-WISE CIRCULATION

4.5.1. The claimed circulation of publications was the highest in Uttar Pradesh with 9,04,59,680 copies per publishing day during 2016-17. Madhya Pradesh came second with 5,23,23,785 copies per publishing day, Maharashtra third with 4,92,05,959 copies and Delhi fourth with 4,88,48,266 copies per publishing day. Other states with a circulation of more than ten million copies per publishing day were: Gujarat 3,25,45,845 copies per publishing day, Andhra Pradesh 2,25,05,387 copies per publishing day, Rajasthan 2,41,32,112 copies, Uttarakhand 1,98,50,753 copies per publishing day, Kerala 1,76,57,865 copies per publishing day, Odisha 1,55,28,694 copies per publishing day, Tamil Nadu 1,55,14,630 copies per publishing day, Bihar 1,25,83,715 copies per publishing day West Bengal 1,22,21,570 copies per publishing day, Telangana 1,15,83,124 copies per publishing day and Chhattisgarh 1,15,26,423 copies per publishing day. (Table 4.3)

4.5.2. Uttar Pradesh had the maximum claimed circulation of daily publications with 4,60,67,159 copies per publishing day followed by Maharashtra 2,80,66,864 copies per publishing day. Madhya Pradesh 2,78,85,960 copies per publishing day, Delhi 2,18,13,635 copies per publishing day, Gujarat 1,84,35,121 copies per publishing day, Andhra Pradesh 1,69,75,228 copies per publishing day and Rajasthan 1,60,16,769 copies per publishing day (Table 4.3).

4.5.3. So far as Tri and Bi-weeklies are concerned, no periodical filled Annual Statement online. (Table 4.3)

4.5.4. The claimed circulation of weeklies in 2016-17 was the highest in Uttar Pradesh with 3,22,89,358 copies per publishing day followed by Maharashtra 1,39,11,179 copies per publishing day, Madhya Pradesh 1,22,76,605 copies per publishing day, Delhi 1,16,62,337 copies per publishing day, Uttarakhand 1,01,17,072 copies per publishing day, Gujarat 92,09,670 copies per publishing day, , Tamil Nadu 44,29,710 copies per publishing day, Odisha 31,48,970 copies per publishing day and Rajasthan 31,26,523 copies per publishing day etc. (Table 4.3)

4.5.5. In the claimed circulation of fortnightlies in 2016-17, Delhi retained its top position with 36,98,156 copies per publishing day followed by Rajasthan 35,33,338 copies per publishing day, Gujarat 30,99,449 copies per publishing day, Gujarat 30,99,449 copies per publishing day, Uttar Pradesh 30,62,248 copies per publishing day, Odisha 15,78,118 copies per publishing day, Madhya Pradesh 13,92,472 copies per publishing day, Uttarakhand 13,65,616 copies per publishing day, West Bengal 13,41,157 copies per publishing day, Kerala 12,15,001 copies per publishing day, Tamil Nadu 11,55,902 copies per publishing day, Maharashtra 11,02,458 copies per publishing day, and Andhra Pradesh 10,87,464 copies per publishing day. These were the only states having a total circulation of over one million copies per publishing day each in 2016-17. (Table 4.3)

4.5.6. Among Monthly publications also, Delhi occupied the first position with the highest claimed circulation of 1,06,75,686 copies per publishing day followed by Madhya Pradesh 87,45,861 copies per publishing day, Uttar Pradesh 69,29,959 copies per publishing day, Andhra Pradesh 45,29,367 copies per publishing day, Kerala 33,05,891 copies per publishing day, Telangana 23,05,959 copies per publishing day, Maharashtra 20,01,098 copies per publishing day, Uttarakhand 18,62,157 copies per publishing day, Odisha 17,77,125 copies per publishing day, Tamil Nadu 14,04,135 copies per publishing day, Gujarat 11,89,000 copies per publishing day and Chhattisgarh 10,38,696 copies per publishing day. (Table 4.3)

LANGUAGE-CUM STATE-WISE CIRCULATION

4.6. Language-wise analysis of claimed circulation of publications for 2016-17 reveals that Uttar Pradesh was at the top with 9,04,59,680 copies per publishing day in Hindi language i.e. 18.53% of total circulation of Hindi Language followed by Madhya Pradesh 5,23,23,785 copies, Maharashtra 4,92,05,959 copies per publishing day, Delhi 4,88,48,266 copies per publishing day, Gujarat 3,25,45,845 copies per publishing day, Andhra Pradesh 2,45,05,387 copies per publishing day, Rajasthan 2,41,32,112 copies per publishing day and Uttarakhand 1,98,50,753 copies per publishing day. The total circulation of English Language publications was 5,65,77,000 copies per publishing day, out of which Delhi accounted for 1,26,51,173 copies per publishing day i.e. 22.36 % of the total circulation in English followed by Maharashtra 84,34,888 copies per publishing day (14.91 per cent), Jammu and Kashmir 52,45,792 copies per publishing day (9.27 per cent) and Tamil Nadu 52,30,341 (9.24 per cent). The total circulation of Urdu publications was 3,24,27,005 copies per publishing day out of which Uttar Pradesh accounted for 1,35,38,355 copies per publishing day i.e. (41.75 per cent). The total circulation of Marathi publications was 2,85,38,505 copies per publishing day out of which Maharashtra accounted for 2,79,87,527 copies per publishing day i.e. (98.17 per cent). The total circulation of Telugu publications was 2,76,73,400 copies out of which Andhra Pradesh accounted for 2,00,29,084 copies per publishing day. (Table 4.4)

DISTRIBUTION PATTERN

4.7.1. Out of 48,80,89,490 copies circulated per publishing day in 2016-17, as many as 46,42,79,763 copies per publishing day (95.12%) were sold and 2,18,06,405 copies per publishing day (4.47%) were distributed free which included sample, voucher, complimentary and office copies. (Table 4.5)

4.7.2. In case of daily newspapers, out of a total claimed circulation of 27,53,61,253 copies per publishing day, the number of copies sold per publishing day were 26,70,23,452 (96.97 %) and free copies were 75,02,996 (2.72 %). (Table 4.5)

CIRCULATION PATTERN

4.8.1. In all 29,556 publications submitted their Annual Statements and supplied their circulation data within stipulated filing period. Based on their circulation figures the newspapers have been classified into following three categories;

- (i) **Small:** Circulation up to 25,000 copies per publishing day,
- (ii) **Medium:** Circulation between 25,001 to 75,000 copies per publishing day, and
- (iii) **Big:** Circulation of more than 75,000 copies per publishing day.

4.8.2. Out of 29,556 newspapers and periodicals which supplied their circulation data, 830 i.e. 2.81 % fall in the Big category; 4,427 i.e. 14.98 % in the Medium category and remaining 24,299 i.e. 82.21 % in the Small category. Publications falling in the Medium category have the largest share in the circulation with 17,53,10,787 copies per publishing day i.e. 35.92 % of total, followed by the Small category 17,41,11,257 copies per publishing day i.e. 35.67 % and the Big category having 13,86,67,446 copies per publishing day i.e. 28.41 %. (Table 4.6 & 4.7)

4.8.3. The 'Big' category is further divided into two sub-categories – those having a circulation between (i) 1,00,000 to 25,00,000 copies per publishing day and (ii) 75,001 to 99,999 copies per publishing day. In the first sub-category there are 571 publications with a total circulation of 11,67,58,674 copies per publishing day where as in the second there are 259 publications, with a total circulation of 2,19,08,772 copies per publishing day. (Table 4.6)

4.8.4. The 'Medium' category of publications is also classified into two sub-categories – viz., (i) 25,001 to 50,000 copies and (ii) 50,001 to 75,000 copies. In the first sub-category, there are 3,716 publications with a total circulation of 13,01,96,671 copies per publishing day and in the second category, there are 711 publications with a total circulation of 4,51,14,116 copies per publishing day. (Table 4.6)

4.8.5. The publications falling under the 'Small' category can be divided into five sub-categories according to their circulation figures, viz (i) 15,001 to 25,000 copies (ii) 5,001 to 15,000 copies (iii) 2,001 to 5,000 copies (iv) 1 to 2,000 copies and (v) 0. It has been noticed that 4,316 had the circulation range between 15,001 and 25,000; 9,063 circulation

between 5,001 and 15,000; 4,261 between 2,001 and 5,000, 6,503 numbers between 1 and 2000 and 156 publications have filed Annual Statements with total circulation figure as NIL.(Table 4.6)

4.8.6. Out of the 9,036 dailies and tri and bi-weeklies that filed circulation data for the year 2016-17, 617 came under the Big category, 2,926 under Medium category and the remaining 5,518 were Small newspapers. Out of 617 big dailies/tri and bi-weeklies, 430 had a circulation of one lakh and above each. (Table 4.6 and 4.7)

4.8.7. As regards dailies and tri and bi-weeklies, the largest circulation was of medium newspapers (11,83,93,549) i.e. 42.99 per cent, followed by Big ones with newspapers (10,21,36,239) i.e. 37.09 per cent and small newspapers (5,48,31,465) i.e. 19.99 per cent. (Table 4.7)

4.8.8. It is to mention here that a significant section of the newspapers and periodicals, particularly the small publications, appears to ignore its obligations to submit the Annual Statements to the O/o RNI under the “**Press and Registration of Books Act 1867**”. Their circulation, therefore, could not be ascertained and hence the actual circulation of the registered Indian publications would be much higher than what this report projects on the basis of Annual Statements actually received.

AVERAGE CIRCULATION

4.9.1. The average circulation of dailies and tri/bi-weeklies was 30,390 copies per publishing day where as the average circulation of the total periodicals were 16,514 copies per publishing day during 2016-17. Average circulation of Big newspapers decreased by 22,881 copies from 1,88,418 to 1,65,537 copies per publishing day during 2016-17 and that of small newspapers decreased by 1,672 copies from 11,609 to 9,937 copies per publishing day during 2016-17. As for the medium newspapers, the average circulation decreased by 3,090 copies per publishing day from 43,553 to 40,463 during 2016-17 in comparison to previous year. (Table 4.7)

4.9.2. The average circulation of dailies and tri/bi-weeklies showed a decrease of 11,299 copies per publishing day i.e. from 41,689 to 30,390 copies per publishing day in 2016-17 (Table 4.7)

4.9.3. The average circulation of periodicals also showed a decrease of 3,502 copies per publishing day i.e. from 13,882 to 10,380 copies per publishing day in 2016-17. (Table 4.7)

CENTRE-WISE CIRCULATION

4.10.1. The publications brought out from the four Metropolitan Cities – Mumbai, Kolkata, Delhi and Chennai had a combined claimed circulation of 8,18,49,017 copies per publishing day in 2016-17, which comes to 16.77 percent of the total claimed circulation. The State Capitals (excluding Metropolitan Cities) accounted for 13,48,79,850 copies per publishing day or 27.63 percent. The publications brought out from Big Cities claimed a

total circulation of 19,00,67,902 copies per publishing day, which was 38.94 per cent. The Press in the Union Territories accounted for 42,84,251 copies per publishing day which is 0.88 per cent of the total claimed circulation. The remaining 7,70,08,470 copies per publishing day which is 15.78 per cent belonged to Smaller Towns. (Table 4.8)

4.10.2. The dailies and tri/bi-weeklies from the four Metropolitan Cities had a total circulation of 3,85,23,886 copies per publishing day which was 13.99 per cent of the total circulation of the dailies/tri-bi weeklies. The dailies and tri/bi-weeklies published from State Capitals had a total circulation of 70176180 copies per publishing day, or 25.48 per cent of the total circulation in that category. The dailies and tri/bi-weeklies from other Big Cities claimed a total circulation of 11,59,24,917 copies per publishing day or 42.10 per cent and from the Small Towns showed a circulation of 47,56,11,01 copies per publishing day (17.27 per cent). (Table 4.8)

CIRCULATION LEVELS

4.11.1. “*ANANDA BAZAR PATRIKA*”, a Bengali/Daily published from Kolkata turned to be the largest circulated single edition daily with a claimed circulation of 11,16,428 copies per publishing day followed by “*THE TIMES OF INDIA*” an English/Daily published from Delhi with a circulation of 9,56,054 copies per publishing day and “*HINDUSTAN TIMES*”, an English/Daily published from Delhi with a claimed circulation of 8,97,467 copies per publishing day.

4.11.2. The “*DAINIK BHASKAR*”, having 46 editions in Hindi Language with a total claimed circulation of 47,36,785 copies per publishing day occupied first position among multi-editions dailies. “*THE TIMES OF INDIA*”, having 33 editions in English Language with a total claimed circulation of 42,68,703 copies per publishing day occupied the second position among multi-editions dailies during 2016-17.

4.11.3. “*THE SUNDAY TIMES OF INDIA*”, an English/Weekly Edition from Delhi, was the largest circulated periodical in 2016-17 with a claimed circulation of 8,35,269 copies per publishing day, while “*SUNDAY NAVBHARAT TIMES*”, an Hindi/Weekly Edition from Mumbai, with a circulation of 6,69,627 copies per publishing day being second, and “*VANITHA*”, a Malayalam/Fortnightly from Kottayam with a claimed circulation of 6,47,104 copies per publishing day was rated as third in terms of circulation figures.

TABLE 4.1
TOTAL CIRCULATION OF REGISTERED PUBLICATIONS
FROM 2005-06 TO 2016-17

Year	Dailies	Tri/Bi-weeklies	Weeklies	Others	Total
(1)	(2)	(3)	(4)	(5)	(6)
2005-06	88863048	566198	50580648	40728717	180738611
2006-07	98837248	737572	52082091	40420483	192077394
2007-08	105791199	654972	57995857	42666087	207108115
2008-09	135805315	574984	69180993	52392081	257953373
2009-10	162312686	635503	83789957	65078417	308816563
2010-11	175665243	969361	89483523	63086714	329204841
2011-12	196951390	928927	103471732	72487715	373839764
2012-13	224337652	1187995	104860366	74651917	405037930
2013-14	264289811	893218	112005740	73397443	450586212
2014-15	296302606	973292	127483338	85762209	510521445
2015-16	371457696	155045	144789293	93836547	610238581
2016-17	275361253	0	119498723	93229514	488089490

TABLE 4.1
TOTAL CIRCULATION OF REGISTERED PUBLICATIONS
FROM 2005-06 To 2016-17

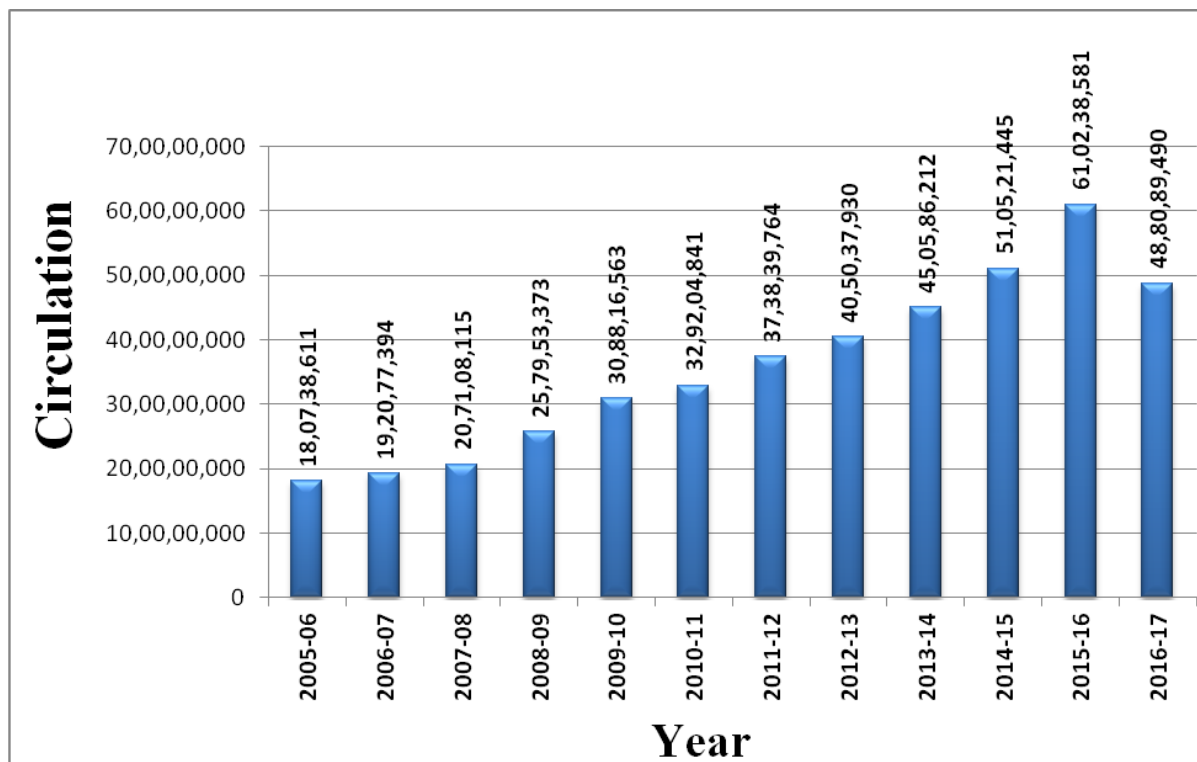


TABLE 4.2
CIRCULATION OF PUBLICATIONS IN 2016-17
(LANGUAGE AND PERIODICITY-WISE)

Language	Daily	Weekly	Fortnightly	Monthly	Quarterly	Annual	Others	Total
Assamese	929121	309605	28631	130234	0	0	25835	1423426
Bengali	4417747	1479961	1178134	625526	45395	1990	154749	7903502
Bilingual	2392353	4605640	1456705	4198446	180058	27705	319987	13180894
Dogri	49150	1000	0	0	0	0	0	50150
English	29117047	14579734	2180313	7352629	224811	679296	2443170	56577000
Gujarati	14243191	8697351	2636378	923439	44900	10027	584326	27139612
Hindi	126917990	67610871	12120002	24914627	1149399	133425	6129459	238975773
Kannada	6368619	658153	354283	659823	4000	15000	154870	8214748
Kashmiri	157500	5450	0	0	0	0	0	162950
Konkani	0	0	0	9518	0	0	0	9518
Maithili	51693	0	500	0	1000	0	0	53193
Malayalam	9393602	2470958	1146094	2643566	65825	202599	80257	16002901
Manipuri	214153	15000	0	23455	0	0	0	252608
Marathi	18587377	7365277	521872	450339	36365	348503	1228772	28538505
Multilingual	151536	403395	78532	405665	23641	1600	25475	1089844
Nepali	259442	20600	0	800	0	0	0	280842
Odia	7667027	2851646	1208421	1248060	106337	1900	104456	13187847
Others	641694	88360	15062	107840	17650	0	300	870906
Punjabi	2807019	639977	214025	589279	0	0	0	4250300
Sanskrit	151515	24100	28200	18541	650	0	0	223006
Santhali	65500	0	0	0	0	0	0	65500
Sindhi	213563	137893	5500	0	0	0	56075	413031
Tamil	5637348	1359162	982279	691174	7295	0	445771	9123029
Telugu	18838354	1274065	1230539	5766774	12743	28000	522925	27673400
Urdu	26088712	4900525	694147	567964	95982	0	79675	32427005
Total	275361253	119498723	26079617	51327699	2016051	1450045	12356102	488089490

TABLE 4.2
CIRCULATION OF PUBLICATIONS DURING 2016-17
(LANGUAGE-WISE)

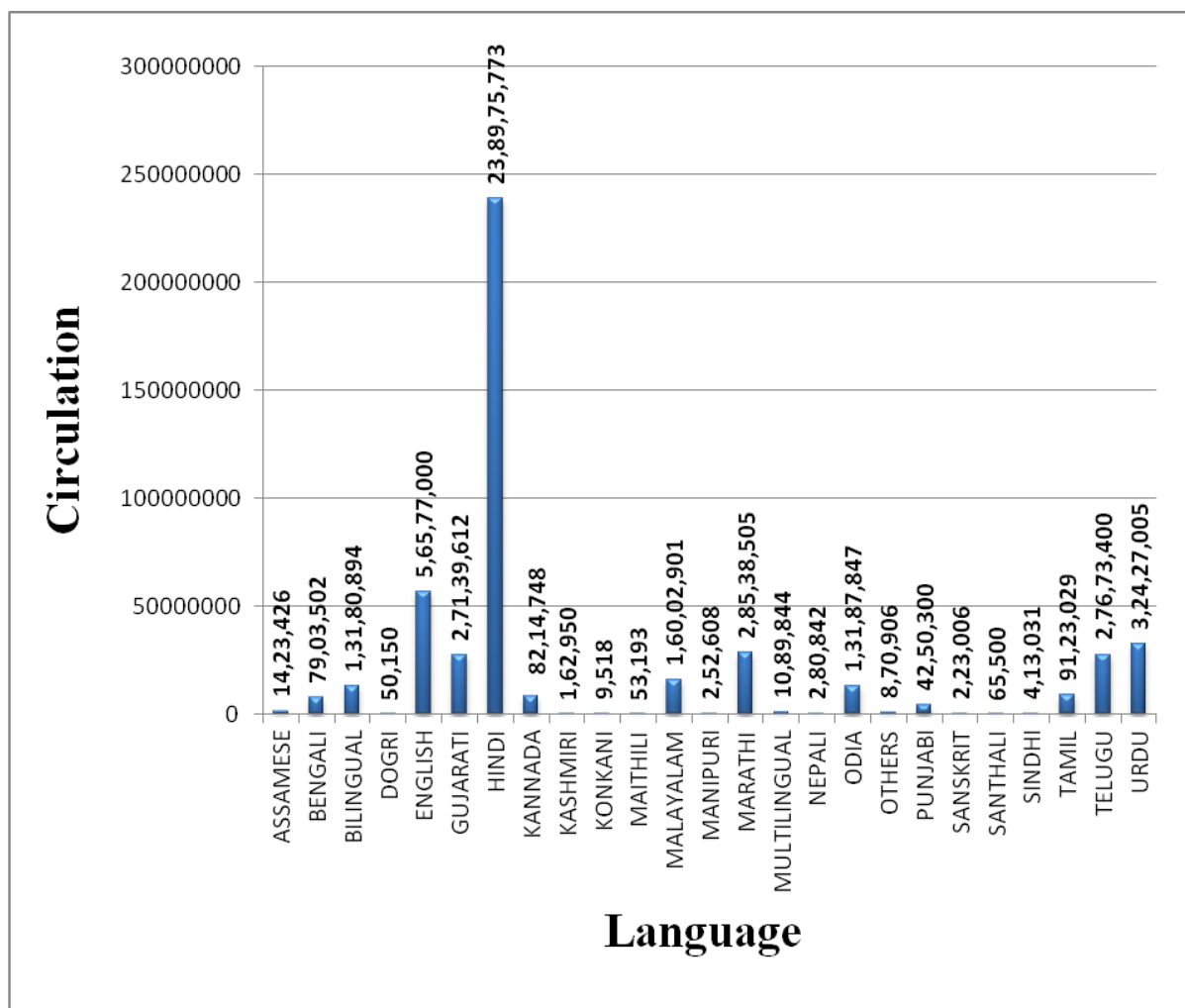


TABLE 4.2
CIRCULATION OF PUBLICATIONS DURING 2016-17
(PERIODICITY-WISE)

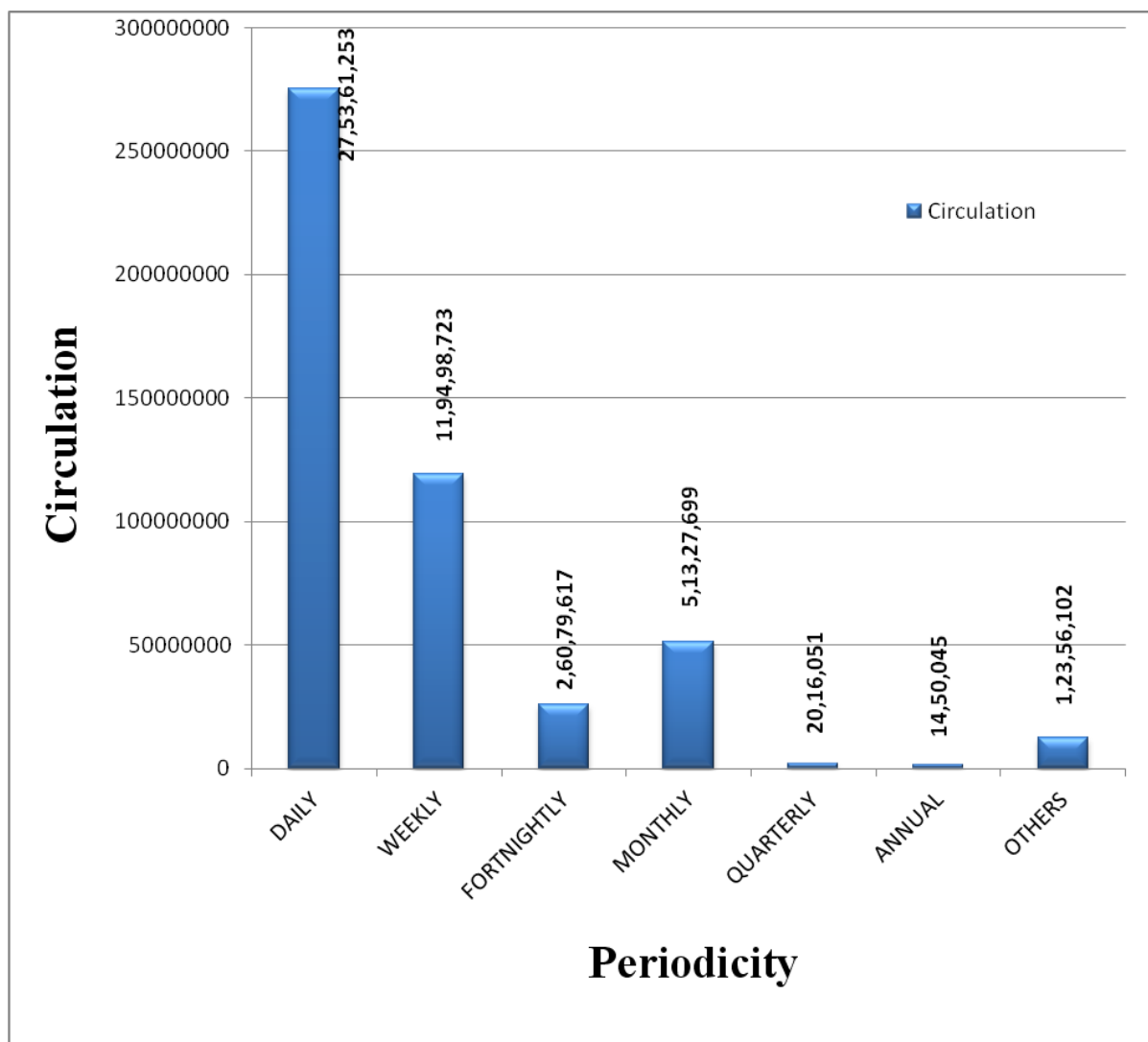


TABLE 4.3
CIRCULATION OF PUBLICATIONS IN 2016-17
(STATE/UTS & PERIODICITY-WISE)

STATES	Daily	Weekly	Fortnightly	Monthly	Quarterly	Annual	Others	Total
Andaman & Nicobar Islands	209020	9100	5000	1589	0	0	0	224709
Andhra Pradesh	16975228	1407178	1087464	4529367	4750	0	501400	24505387
Arunachal Pradesh	283550	0	0	0	0	0	0	283550
Assam	2791374	659338	53631	220066	500	100	131185	3856194
Bihar	8698133	2060804	152775	758959	19000	0	894044	12583715
Chandigarh	1689993	647724	11950	182386	0	0	63134	2595187
Chattisgarh	7223689	1100672	59502	1038696	34993	23200	280094	9760846
Daman & Diu	317689	0	0	0	0	0	0	317689
Delhi	21813635	11662337	3698156	10675686	239892	317910	440650	48848266
Dadra & Nagar Haveli	446601	68400	140925	49500	0	0	0	705426
Goa	315839	71937	18535	6875	0	0	0	413186
Gujarat	18435121	9209670	3099449	1189000	49822	0	562783	32545845
Haryana	3728936	1397823	700557	759675	10650	0	196523	6794164
Himachal Pradesh	788265	315046	18800	72958	15958	350	0	1211377
Jharkhand	3808347	1078018	127897	275335	45750	0	289574	5624921
Jammu & Kashmir	7875795	1245017	39300	204832	14000	0	4000	9382944
Karnataka	8511913	1698979	367757	749086	12100	15000	171588	11526423
Kerala	9568408	2815150	1215001	3305891	67525	604499	81391	17657865
Maharashtra	28066864	13911179	1102458	2001098	70976	379871	3673513	49205959
Manipur	395576	162	0	2833	0	0	0	398571
Meghalaya	345974	4200	0	500	0	0	0	350674
Mizoram	230804	750	0	0	0	0	0	231554
Madhya Pradesh	27885960	12276605	1392472	8745861	394421	16745	1611721	52323785
Nagaland	191946	3500	0	18740	0	0	0	214186
Odisha	8644549	3148970	1578118	1777125	131527	1900	246505	15528694
Pondicherry	203305	8800	11000	29053	8016	0	4093	264267
Punjab	3770051	739976	319743	472897	2000	1250	27200	5333117
Rajasthan	16016769	3126523	3533338	794213	30812	41500	588957	24132112
Sikkim	617670	32600	0	18000	0	0	0	668270
Telangana	7763570	930082	412410	2305959	84500	28500	58103	11583124
Tamil Nadu	8065916	4429710	1155902	1404135	13714	0	445253	15514630
Tripura	811066	147279	8456	3049	0	0	1000	970850
Uttar Pradesh	46067159	32289358	3062248	6929959	661416	13005	1436535	90459680
Uttaranchal	5924447	10117072	1365616	1862157	47804	2700	530957	19850753
West Bengal	6878091	2884764	1341157	942219	55925	3515	115899	12221570
Total	275361253	119498723	26079617	51327699	2016051	1450045	12356102	488089490

Table 4.4
CIRCULATION OF NEWSPAPERS IN 2016-17
(STATE/U.TS & LANGUAGE-WISE)

State/U.T's	Assamese	Bengali	Bilingual	Dogri	English	Gujarati	Hindi	Kannada	Kashmiri	Konkani	Maithili	Malayalam	Manipuri
Andaman & Nicobar Islands	0	28182	3114	0	104099	0	72298	0	0	0	0	0	0
Andhra Pradesh	0	0	335788	0	2949825	0	200880	22500	0	0	0	0	0
Arunachal Pradesh	0	0	0	0	266925	0	16625	0	0	0	0	0	0
Assam	1422426	732938	55952	0	848211	0	332046	0	0	0	0	0	38455
Bihar	0	1200	135233	0	334727	0	8859797	0	0	0	36050	0	0
Chandigarh	0	0	138616	0	869226	0	1186769	0	0	0	0	0	0
Chhattisgarh	0	0	126282	0	245286	0	9195230	0	0	0	0	0	0
Daman & Diu	0	0	0	0	15900	209683	90424	0	0	0	0	0	0
Delhi	1000	44548	2647143	0	12651173	36883	27035865	54200	0	0	0	26659	0
Dadra & Nagar Haveli	0	0	30658	0	173813	107369	393586	0	0	0	0	0	0
Goa	0	0	0	0	245564	0	25083	0	0	0	0	0	0
Gujarat	0	0	594580	0	1705921	25987900	3710134	0	0	0	0	0	0
Haryana	0	0	267843	0	339494	0	6103841	0	0	0	0	0	0
Himachal Pradesh	0	0	23463	0	106393	0	1079471	0	0	0	0	0	0
Jharkhand	0	47666	55720	0	366819	0	4390338	0	0	0	0	0	0
Jammu & Kashmir	0	0	558510	50150	5245792	0	588412	0	162950	0	0	0	0
Karnataka	0	0	155667	0	2354843	0	118009	8096169	0	9518	0	19749	0
Kerala	0	0	102579	0	1344918	0	198640	9912	0	0	0	15885313	0
Maharashtra	0	5217	1529728	0	8434888	792444	9191220	31267	0	0	1000	59244	0
Manipur	0	0	44381	0	134584	0	0	0	0	0	0	0	214153
Meghalaya	0	0	0	0	137949	0	43381	0	0	0	0	0	0
Mizoram	0	0	0	0	110130	0	0	0	0	0	0	0	0
Madhya Pradesh	0	0	976114	0	1025786	0	49378949	0	0	0	0	0	0
Nagaland	0	0	0	0	175036	0	0	0	0	0	0	0	0
Odisha	0	0	508908	0	1337795	0	390113	0	0	0	0	0	0
Pondicherry	0	0	5800	0	8566	0	11177	0	0	0	0	0	0
Punjab	0	0	150367	0	22176	0	2092674	0	0	0	0	0	0
Rajasthan	0	0	320567	0	493065	0	22732783	700	0	0	0	0	0
Sikkim	0	0	0	0	264024	0	101966	0	0	0	0	0	0
Telangana	0	0	388003	0	1745802	0	435205	0	0	0	0	0	0
Tamil Nadu	0	0	1434173	0	5230341	0	146102	0	0	0	0	9870	0
Tripura	0	716379	36050	0	145947	0	27283	0	0	0	0	0	0
Uttar Pradesh	0	25600	1877228	0	2698580	0	72178557	0	0	0	0	0	0
Uttaranchal	0	3475	472537	0	1009447	5333	17369581	0	0	0	0	2066	0
West Bengal	0	6298297	205890	0	3433955	0	1279334	0	0	0	16143	0	0
Total	1423426	7903502	13180894	50150	56577000	27139612	238975773	8214748	162950	9518	53193	16002901	252608

**TABLE 4.4 (Contd.)
CIRCULATION OF NEWSPAPERS IN 2016-17
(STATE/U.TS & LANGUAGE-WISE)**

State/U.T's	Marathi	Multilingual	Nepali	Odia	Punjabi	Sanskrit	Santhali	Sindhi	Tamil	Telugu	Urdu	Others	Total
Andaman & Nicobar Islands	0	2000	0	0	0	0	0	0	8116	0	6900	0	224709
Andhra Pradesh	0	98325	0	20000	0	16000	0	0	1000	20029084	831985	0	24505387
Arunachal Pradesh	0	0	0	0	0	0	0	0	0	0	0	0	283550
Assam	0	40000	0	0	0	0	0	0	0	0	180088	206078	3856194
Bihar	0	22286	0	0	0	0	0	0	0	0	3194422	0	12583715
Chandigarh	0	3000	0	0	397576	0	0	0	0	0	0	0	2595187
Chhattisgarh	0	0	0	0	0	0	0	0	0	0	178918	15130	9760846
Daman & Diu	1082	0	0	0	0	600	0	0	0	0	0	0	317689
Delhi	57135	180943	0	2150	777529	56372	0	0	22086	15839	5203911	34830	48848266
Dadra & Nagar Haveli	0	0	0	0	0	0	0	0	0	0	0	0	705426
Goa	142539	0	0	0	0	0	0	0	0	0	0	0	413186
Gujarat	142769	49866	0	0	0	68723	0	50777	82802	18438	133935	0	32545845
Haryana	0	0	0	0	0	0	0	0	0	0	82986	0	6794164
Himachal Pradesh	0	2050	0	0	0	0	0	0	0	0	0	0	1211377
Jharkhand	0	6500	0	0	0	0	40000	0	0	0	713878	4000	5624921
Jammu & Kashmir	0	32650	0	0	0	0	0	0	0	0	2744480	0	9382944
Karnataka	180582	17000	0	0	0	0	0	0	109242	51748	412071	1825	11526423
Kerala	0	112812	0	0	0	1941	0	0	1300	450	0	0	17657865
Maharashtra	27987527	155593	0	12120	0	0	0	50103	48715	8367	890354	8172	49205959
Manipur	0	0	0	0	0	0	0	0	0	0	0	5453	398571
Meghalaya	0	0	0	0	0	0	0	0	0	0	17555	151789	350674
Mizoram	0	0	0	0	0	0	0	0	0	0	0	121424	231554
Madhya Pradesh	26006	101519	0	0	0	29220	0	16062	0	0	770129	0	52323785
Nagaland	0	0	0	0	0	0	0	0	0	0	0	39150	214186
Odisha	0	62549	0	13151302	0	16000	0	0	0	0	62027	0	15528694
Pondicherry	865	1277	0	2275	0	650	0	0	233007	250	0	400	264267
Punjab	0	31125	0	0	3028382	0	0	0	0	0	8393	0	5333117
Rajasthan	0	22462	0	0	0	0	0	296089	0	0	146191	120255	24132112
Sikkim	0	0	239672	0	0	0	0	0	0	0	62608	0	668270
Telangana	0	50000	0	0	0	0	0	0	7419	7490072	1466623	0	11583124
Tamil Nadu	0	3675	0	0	0	0	0	0	8609342	59152	21975	0	15514630
Tripura	0	0	0	0	0	0	0	0	0	0	0	45191	970850
Uttar Pradesh	0	66000	0	0	2751	23800	0	0	0	0	13538355	48809	90459680
Uttaranchal	0	5400	800	0	17150	9700	0	0	0	0	886864	68400	19850753
West Bengal	0	22812	40370	0	26912	0	25500	0	0	0	872357	0	12221570
Total	28538505	1089844	280842	13187847	4250300	223006	65500	413031	9123029	27673400	32427005	870906	488089490

(TABLE 4.4)
CIRCULATION OF PUBLICATIONS IN 2016-17
(STATE/U.T.'s -WISE)

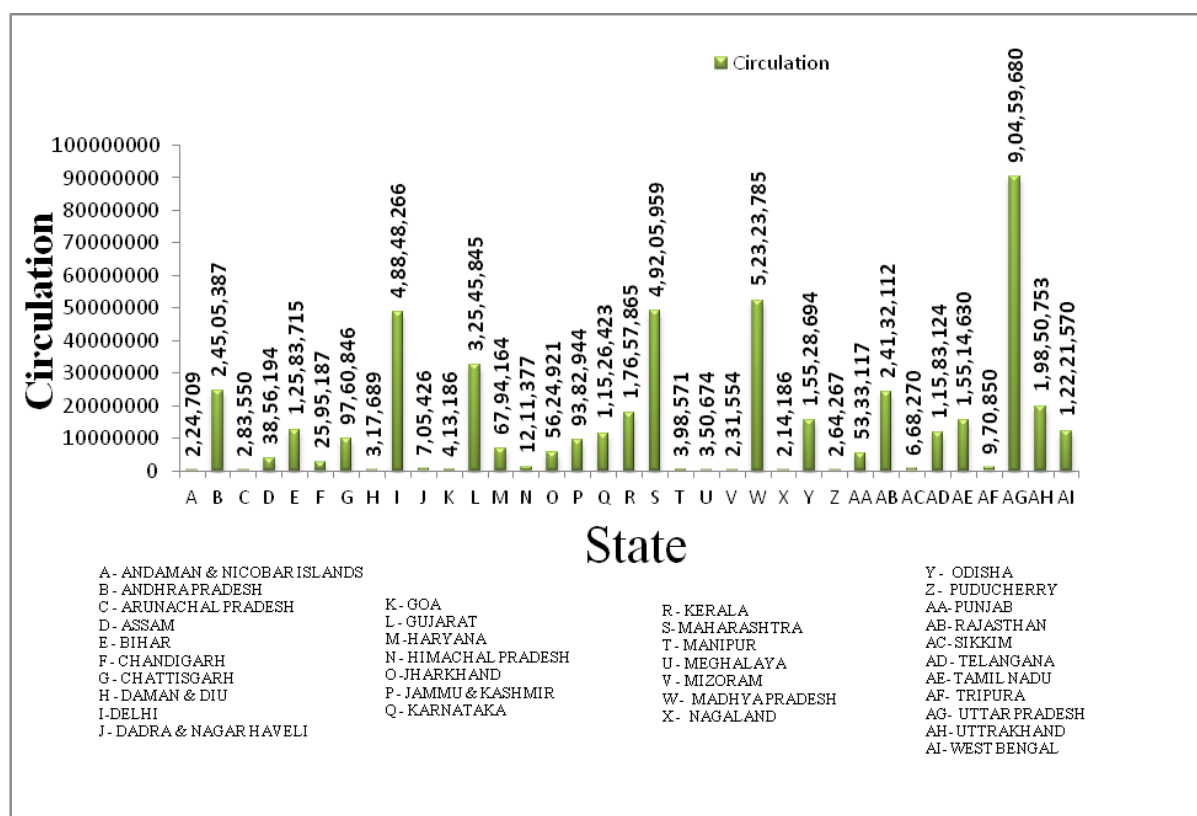


TABLE 4.5
CIRCULATION OF NEWSPAPERS IN 2016-17
(LANGUAGE AND PERIODICITY-WISE)

Language	Daily				Weekly			
	No.	Sold	Free	Total	No.	Sold	Free	Total
Assamese	29	912748	16199	929121	21	294861	7020	309605
Bengali	66	4343440	50715	4417747	117	1387785	54908	1479961
Bilingual	123	2366983	82269	2392353	435	3472328	1171421	4605640
Dogri	1	48739	410	49150	1	500	100	1000
English	830	27663905	1235708	29117047	462	13410758	1079346	14579734
Gujarati	420	13975110	362934	14243191	995	8367708	337080	8697351
Hindi	3996	123938070	2750045	126917990	6457	64722325	2928590	67610871
Kannada	387	6006785	407527	6368619	82	625730	67692	658153
Kashmiri	3	97500	60000	157500	1	5100	350	5450
Konkani	0	0	0	0	0	0	0	0
Maithili	2	48395	630	51693	0	0	0	0
Malayalam	121	9082051	235132	9393602	35	2265983	204595	2470958
Manipuri	6	211376	2094	214153	1	14600	400	15000
Marathi	509	17944387	465077	18587377	1118	6467326	614825	7365277
Multilingual	7	147273	3750	151536	50	337607	92053	403395
Nepali	7	246509	11164	259442	8	18792	1650	20600
Odia	129	7518206	156573	7667027	134	2798308	51111	2851646
Others	26	624507	12130	641694	6	84777	3583	88360
Punjabi	65	2767842	38615	2807019	41	577324	29474	639977
Sanskrit	12	146657	4850	151515	3	23750	350	24100
Santhali	2	63350	2150	65500	0	0	0	0
Sindhi	6	212164	1396	213563	8	136363	1528	137893
Tamil	143	5404140	177869	5637348	42	1089418	169223	1359162
Telugu	935	18104966	607014	18838354	151	1182564	80269	1274065
Urdu	1236	25148349	818745	26088712	470	4673719	176322	4900525
Total	9061	267023452	7502996	275361253	10638	111957626	7071890	119498723

TABLE 4.5 (Contd. 1)
CIRCULATION OF NEWSPAPERS IN 2016-17
(LANGUAGE AND PERIODICITY-WISE)

Language	Fortnightly				Monthly				Quarterly			
	No.	Sold	Free	Total	No.	Sold	Free	Total	No.	Sold	Free	Total
Assamese	2	27180	1451	28631	9	121700	2884	130234	0	0	0	0
Bengali	150	1107775	72446	1178134	79	541418	58557	625526	22	39598	5648	45395
Bilingual	163	1289965	169420	1456705	507	3519027	554595	4198446	52	154876	29705	180058
Dogri	0	0	0	0	0	0	0	0	0	0	0	0
English	142	1865088	261094	2180313	587	6244762	1058462	7352629	84	120398	66983	224811
Gujarati	209	2585842	73174	2636378	164	827332	88229	923439	9	42625	2274	44900
Hindi	1589	11527254	594194	12120002	3024	23493163	1313899	24914627	202	1052720	130019	1149399
Kannada	106	288405	28422	354283	145	587029	74184	659823	2	3430	1570	4000
Kashmiri	0	0	0	0	0	0	0	0	0	0	0	0
Konkani	0	0	0	0	4	8339	145	9518	0	0	0	0
Maithili	1	200	300	500	0	0	0	0	1	750	250	1000
Malayalam	12	995541	150286	1146094	131	2363932	274012	2643566	6	64245	1401	65825
Manipuri	0	0	0	0	1	22995	460	23455	0	0	0	0
Marathi	65	469501	39064	521872	140	369957	50764	450339	18	29776	6426	36365
Multilingual	12	72784	5689	78532	58	363372	22753	405665	10	21362	3586	23641
Nepali	0	0	0	0	1	700	100	800	0	0	0	0
Odia	60	1173970	28427	1208421	69	1208470	38154	1248060	11	104371	1964	106337
Others	6	10625	4437	15062	13	102403	5059	107840	4	17105	545	17650
Punjabi	12	204886	9338	214025	32	579305	27099	589279	0	0	0	0
Sanskrit	4	26896	1303	28200	5	17626	906	18541	1	490	160	650
Santhali	0	0	0	0	1	0	0	0	0	0	0	0
Sindhi	1	5300	200	5500	0	0	0	0	0	0	0	0
Tamil	46	869911	55598	982279	141	470702	203971	691174	4	5099	276	7295
Telugu	146	1134820	88603	1230539	601	5369838	357348	5766774	8	11752	1191	12743
Urdu	78	673461	20708	694147	76	539348	26433	567964	12	92558	3421	95982
Total	2804	24329404	1604154	26079617	5788	46751418	4158014	51327699	446	1761155	255419	2016051

TABLE 4.5 (Contd. 2)
CIRCULATION OF NEWSPAPERS IN 2016-17
(LANGUAGE AND PERIODICITY-WISE)

Language	Annual				Others				Total			
	No.	Sold	Free	Total	No.	Sold	Free	Total	No.	Sold	Free	Total
Assamese	0	0	0	0	1	24835	1000	25835	62	1381324	28554	1423426
Bengali	1	10	1900	1990	20	141377	12202	154749	455	7561403	256376	7903502
Bilingual	10	20616	6216	27705	38	293838	25254	319987	1328	11117633	2038880	13180894
Dogri	0	0	0	0	0	0	0	0	2	49239	510	50150
English	30	275565	385715	679296	182	2175360	310084	2443170	2317	51755836	4397392	56577000
Gujarati	2	9429	209	10027	30	564823	12632	584326	1829	26372869	876532	27139612
Hindi	16	120992	12433	133425	312	5748615	295734	6129459	15596	230603139	8024914	238975773
Kannada	1	12385	2615	15000	18	131113	22367	154870	741	7654877	604377	8214748
Kashmiri	0	0	0	0	0	0	0	0	4	102600	60350	162950
Konkani	0	0	0	0	0	0	0	0	4	8339	145	9518
Maithili	0	0	0	0	0	0	0	0	4	49345	1180	53193
Malayalam	4	157726	14570	202599	9	64430	3585	80257	318	14993908	883581	16002901
Manipuri	0	0	0	0	0	0	0	0	8	248971	2954	252608
Marathi	28	331689	13442	348503	55	1172571	52492	1228772	1933	26785207	1242090	28538505
Multilingual	2	1500	100	1600	4	24675	800	25475	143	968573	128731	1089844
Nepali	0	0	0	0	0	0	0	0	16	266001	12914	280842
Odia	1	1750	150	1900	4	102973	1481	104456	408	12908048	277860	13187847
Others	0	0	0	0	1	0	0	300	56	839417	25754	870906
Punjabi	0	0	0	0	0	0	0	0	150	4129357	104526	4250300
Sanskrit	0	0	0	0	0	0	0	0	25	215419	7569	223006
Santhali	0	0	0	0	0	0	0	0	3	63350	2150	65500
Sindhi	0	0	0	0	2	55490	584	56075	17	409317	3708	413031
Tamil	0	0	0	0	8	420076	12069	445771	384	8259346	619006	9123029
Telugu	1	25000	3000	28000	32	502558	20966	522925	1874	26331498	1158391	27673400
Urdu	0	0	0	0	7	77312	2332	79675	1879	31204747	1047961	32427005
Total	96	956662	440350	1450045	723	11500046	773582	12356102	29556	464279763	21806405	488089490

TABLE 4.6
CIRCULATION PATTERN OF NEWSPAPERS IN 2016-17
(CATEGORY AND RANGE-WISE)

Category	Range	Dailies, Tri/Bi Weeklies		Other Periodicals		Total		
		No.	Circulation	No.	Circulation	No.	Circulation	Circulation
Small	0	25	0	131	0	156	0	174111257
	1 to 2000	1300	1851638	5203	7056534	6503	8908172	
	2001 to 5000	497	1681689	3764	12199486	4261	13881175	
	5001 to 15000	1685	14145658	7378	57640470	9063	71786128	
	15001 to 25000	2011	37152480	2305	42383302	4316	79535782	
Medium	25001 to 50000	2440	87425098	1276	42771573	3716	130196671	175310787
	50001 to 75000	486	30968451	225	14145665	711	45114116	
Big	75001 to 99999	187	15790372	72	6118400	259	21908772	138667446
	100000 to 2500000	430	86345867	141	30412807	571	116758674	
Total		9061	275361253	20495	212728237	29556	488089490	488089490

TABLE 4.7
CIRCULATION OF NEWSPAPERS IN 2016-17
(CATEGORY AND RANGE-WISE)

Category	Dailies, Tri/Bi Weeklies			Other Periodicals			Total		
	No.	Circulation	Avg Circulation	No.	Circulation	Avg Circulation	No.	Circulation	Avg Circulation
Big	617	102136239	165537	213	36531207	171508	830	138667446	167069
Medium	2926	118393549	40463	1501	56917238	37920	4427	175310787	39600
Small	5518	54831465	9937	18781	119279792	6351	24299	174111257	7165
Total	9061	275361253	30390	20495	212728237	10380	29556	488089490	16514

TABLE 4.8
CIRCULATION OF NEWSPAPERS IN 2016-17
(CENTRE-WISE)

Centre of Publication	Dailies, Tri/Bi Weeklies		Weeklies		Others		Total	
	No.	Circulation	No.	Circulation	No.	Circulation	No.	Circulation
Big City	4112	115924917	4409	40976842	3746	33166143	12267	190067902
Metropolitan City	899	38523886	940	20921181	1708	22403950	3547	81849017
State Capital	2764	70176180	3513	36957389	3484	27746281	9761	134879850
Smaller Towns	1181	47561101	1721	19958214	866	9489155	3768	77008470
Union Territory	105	3175169	55	685097	53	423985	213	4284251
Total	9061	275361253	10638	119498723	9857	93229514	29556	488089490