

II. ANALYSIS OF REGISTERED PUBLICATIONS

2.1.1. The number of publications registered with the Registrar of Newspapers for India has maintained a rising trend. There were 99,660 registered publications as on 31-03-2014. A total number of 5,817 new publications were registered and 34 publications were ceased during the period from 01-04-2014 to 31-03-2015 thereby raising the total numbers as on 31st March, 2015 to 1,05,443 showing a net increase of 5.80 per cent above that of the previous year (Table 2.1).

2.1.2. There were 14,573 registered dailies and 411 tri/bi-weeklies in 2014-15, as against 13,350 dailies and 411 tri and bi weeklies in 2013-14. Total number of dailies, taken together with tri/bi-weeklies, has increased by 1,223 or 8.89 per cent during the reporting year. (Table 2.1)

2.1.3. State-wise analysis reveals that there has been an increase in the number of publications in all States and Union Territories except Nagaland and Lakshadweep. (Table 2.4)

2.1.4. The pattern of growth of publications in the country during the last five years is given in Table 2.1 It reveals a growth of **5.80** per cent in the total number of publications published in the country over the previous year.

PROFILE OF NEW PUBLICATIONS

2.2.1. Out of 5,817 publications registered during the period 2014-15, 1,230 were dailies, 1,831 weeklies, 582 fortnightlies, 1,803 monthlies, 205 quarterlies, 31 annuals and 135 of other periodicities. (Table 2.2)

2.2.2. In 2014-15, new publications were registered in all the main languages except Bodo, Dogri, Kashmiri, and Sindhi. The largest numbers, 2,349 were brought out and registered in Hindi, followed by 666 in Marathi and 533 in English. (Table 2.2)

CEASED PUBLICATIONS

2.3. A total number of 34 registered publications were ceased their publications during the period 2014-15. These include 10 publications in Delhi, 07 in U.P., 06 in Maharashtra, 03 each in Rajasthan & West Bengal, 01 each in Madhya Pradesh, Punjab, Kerala, J&K and Gujarat. Language-wise & Periodicity-wise break-up of such publications are as follows:- 06 dailies, 04 weeklies, 03 monthlies, 01 fortnightly and 01 Bi-monthly in Hindi, 03 monthlies, 02 each of weeklies, fortnightlies and bi-monthlies and 01 quarterly in English, 02 weeklies and 01 bi-monthly in Marathi, 01 each of daily, weekly and monthly in Bengali, 01 weekly and 01 monthly in Bi-lingual, 01 monthly in Multi-lingual.

DAILIES

2.4.1. The total number of daily publications in 2014-15 increased to 14,573 as compared to previous year's 13,350 i.e. an increase by 1223 in numbers or 9.16 in percentage terms. Daily publications were brought out in almost all main languages of the country. Hindi dailies topped the list with 6,297. Other languages in which more than 100 daily publications were brought out were (i) Urdu (1,635), (ii) English (1,209), (iii) Telugu (1,193), (iv) Marathi (1,037), (v) Kannada (755), (vi) Gujarati (539), (vii) Tamil (467), (viii) Malayalam (344), (ix) Bilingual (316) (x) Bengali (184) (xi) Oriya (171) and (xii) Punjabi (166). (Table 2.3)

2.4.2. Tri or bi-weekly publications, which are akin to dailies in dissemination of news, totaled 411 with Hindi at the top with 131 followed by English (62), Tamil (46), Marathi (25), Bilingual (23), Gujarati (19), Bengali (19) Urdu (16), and Punjabi (16). (Table 2.3)

PERIODICALS

2.5. A total of 90,459 publications of various periodicities other than dailies and tri/bi-weeklies were on the records of the RNI in 2014-15. Out of these, 34,991 were weeklies, 32,278 monthlies, 12,747 fortnightlies, 5,994 quarterlies and 798 annuals. There were 3,651 publications of other periodicities such as bi-monthly, tri-monthly, half-yearly etc. Weeklies and monthlies appeared to be more popular, with their total number soaring to 67,269 accounting for 74.36% approx. of the total periodicals. (Table 2.3)

LANGUAGE-WISE ANALYSIS

2.6.1. Language wise analysis of registered publications shows that publications were registered in 172 languages and dialects in 2014-15. Apart from English and 22 other principal languages, listed in the Eighth Schedule of the Constitution, publications were registered in 149 other languages or dialects, mostly Indian and also in a few foreign languages. (Appendix II).

2.6.2. In 2014-15 also, the same trend can be noticed from the data of previous years that the highest number (42,493) of publications were registered in Hindi followed by English (13,661), Marathi (7,818), Gujarati (4,836), Urdu (4,770), Kannada (4,513), Telugu (4,311), Tamil (4,091), Bengali (3,855) and Malayalam (2,477). (Table 2.3)

2.6.3. Apart from periodicals, published in one language, there were a significant number of publications brought out in two or more languages categorized as 'bilingual' and 'multilingual'. At the end of 2014-15, there were 7,282 'Bilingual' and 1,186 'Multilingual' publications. (Table 2.3)

STATE-WISE ANALYSIS

2.7.1. Uttar Pradesh with 16,130 registered publications retained its top position at the end of 2014-15. Maharashtra with 14,394 publications came next, followed by Delhi with (12,177), Madhya Pradesh (8,932), Andhra Pradesh (6,215), Rajasthan (6,045), Karnataka (5,922), Tamil Nadu (5,820), Gujarat (5,262), West Bengal (5,188), Uttarakhand (3,179), Kerala (3,145), Orissa (1,909), Bihar (1,858) Punjab (1,830), Haryana (1,690), Chhattisgarh (1,382), and J&K (1,003) were among other states having more than 1000 publications registered. (Table 2.4)

2.7.2. In the category of dailies also, Uttar Pradesh maintained its lead, with 2,936 daily publications followed by Andhra Pradesh (1,598), Maharashtra (1,493), Madhya Pradesh (1,158), Delhi (1,040), Karnataka (941), Rajasthan (794), Gujarat (630), Tamil Nadu (519), Bihar (499), Uttarakhand (363), Kerala (357) and J&K (307). States having the publication of 200 or more dailies were West Bengal (287), Chhattisgarh (264), Punjab (261), Orissa (225) and Haryana (210). Dailies were published from almost all States and Union Territories except Lakshadweep. (Table 2.4)

2.7.3. In 2014-15, nearly 74.36 per cent of periodicals were weeklies or monthlies. The largest number of weeklies were published from Uttar Pradesh (8,071), followed by Maharashtra (6,434), Madhya Pradesh (3,789), Delhi (2,367), Gujarat (2,303) Uttarakhand (1,872) Rajasthan (1,512) Karnataka (1,159) and Andhra Pradesh (1,133). States publishing more than 500 weeklies were West Bengal (960), Tamil Nadu (774), Bihar (688), Punjab (636), Haryana (578) and Chhattisgarh (538). (Table 2.4)

2.7.4. The largest numbers of monthlies were published from Delhi (5,099), followed by Maharashtra (3,612), Tamil Nadu (3,288), Madhya Pradesh (3,056), Uttar Pradesh (2,727), Karnataka (2,403), Andhra Pradesh (2,377), Kerala (1,803), West Bengal (1,549), Gujarat (1,448), and Rajasthan (1,140). States from where more than 500 Monthlies were brought out were Orissa (651), and Punjab (553). (Table 2.4)

2.7.5. Odisha had the distinction of having publications in 20 out of 23 principal languages (including English). Maharashtra & Delhi came next with publications in 19 & 17 languages respectively, followed by Andhra Pradesh & Tamil Nadu with 15 languages in each State. (Table 2.5)

2.7.6. The distinction for bringing out the highest number of publications in a single language went to Uttar Pradesh from where 12,923 publications were brought out in Hindi. Other states with over 2000 publications in Hindi were Madhya Pradesh (8,194), Delhi (5,277), Rajasthan (5,346) and Uttarakhand (2,762). More than 2000 publications in a single language were published from (i) Maharashtra (7,680) in Marathi and (2,461) in English (ii) Gujarat (4,422) in Gujarati, (iii) Karnataka (4,419) in Kannada, (iv) Delhi (4,039) in English, (v) Andhra Pradesh (4,038) in Telugu (vi) Tamil Nadu (3,842) in Tamil, (vii) West Bengal (3,511) in Bengali, (viii) Kerala (2,319) in Malayalam. (Table 2.5)

CONCENTRATION

2.8. The Print Media tends to concentrate in certain important cities and towns, giving them eminence as major printing and publishing hubs, which can be classified as under:

- (i) Metropolitan Cities (Delhi, Kolkata, Mumbai and Chennai),
- (ii) State Capitals (other than the Metropolitan Cities),
- (iii) Union Territories,
- (iv) Big Cities, (having a population of more than 1,00,000)
- (v) Small Towns. (having a population of less than 1,00,000)

NUMERICAL ANALYSIS

2.9.1. At the end of 2014-15, the total numbers of publications registered from the four Metropolitan Cities were 28,199 accounting for 26.74 per cent of the all India total. State capitals were publishing 21,461 registered publications or 20.35 per cent of the total. Big cities published a total of 40,294 publications constituting 38.21 per cent. As many as 1,060 publications were brought out from small towns constituting 10.48 per cent of the total numbers where as the Union Territories accounted for the remaining 4.22 per cent (approx). (Table 2.6)

2.9.2. Out of 14,573 dailies, a total number of 1,916 dailies were being brought out from the Metropolitan Cities and 2,641 from State Capitals. The Big Cities in various States published 7,345 daily publications and the Small Towns brought out 1,514. The Union Territories published only 1,157 dailies (Table 2.7).

LANGUAGE-WISE ANALYSIS

2.10. Out of the total 13,661 publications in English language, 7,323 (53.61 per cent) were brought out from the four metropolitan cities. Other languages in which a large number of publications were brought out from the metropolitan cities were in Hindi, Tamil, Bengali, Urdu and Marathi. It was noticed that the Metropolitan-City, Delhi had a sizeable number of publications in Hindi while other main centers of Hindi publications were Big Cities and Small Towns other than State Capitals. Publications in Hindi and English were mainly published from State Capitals. Publications of Hindi, Marathi, English, Gujarati, Telugu and Bengali as well as Bilingual publications were centered in Big Cities. (Table 2.6)

LONGEVITY

2.12. BOMBAY SAMACHAR, a Gujarati daily, being published since 1822 from Mumbai was the oldest among existing publications in India. The 48 centenarians of the Indian Press including the Bombay Samachar are as under:

Sl.No.	Title/ Periodicity/Language/Place	Year of Launch
1.	<i>Bombay Samachar</i> / Gujarati Daily/Mumbai	1822
2.	<i>Christ Church School</i> /(Bombay Education Society Magazine)/Bilingual Annual/Mumbai	1825
3.	<i>Jam-E-Jamshed</i> /Gujarati Daily/Mumbai	1832
4.	<i>The Times of India</i> /English Daily/Mumbai	1838
5.	<i>Calcutta Review</i> /English Quarterly/Calcutta	1844
6.	<i>Tirunelveli Diocesan Magazine</i> /Tamil Monthly/Tirunelveli	1849
7.	<i>The Examiner</i> /English Weekly/Mumbai	1850
8.	<i>The Guardian</i> /English Fortnightly/Chennai	1851
9.	<i>An Indian</i> /Portuguese Weekly/Margo	1861
10.	<i>Kheda Vartman</i> /Gujarati Weekly/Kaira	1861
11.	<i>Belgaum Samachar</i> /Marathi Weekly/Belgaum	1863
12.	<i>Gujarat Mitra & Gujarat Darpan</i> /Gujarati Daily/Surat	1863
13.	<i>Newman's Indian Bradshaw</i> /English Monthly/Kolkata	1865
14.	<i>Pioneer</i> English Daily/Lucknow	1865
15.	<i>Amrit Bazaar Patrika</i> /English Daily/Kolkata	1868
16.	<i>Sethia Vartaman</i> /Bilingual Monthly/Madurai	1870
17.	<i>U.S.I. Journal</i> /English Quarterly/Delhi	1870
18.	<i>Indian Witness</i> /English Fortnightly/Delhi	1871
19.	<i>Satya Shodhak</i> /Marathi Weekly/Ratnagiri	1871
20.	<i>Subodha Patrika</i> /Bilingual Quarterly/Mumbai	1873
21.	<i>Bihar Herald</i> /English Weekly/Patna	1874
22.	<i>The Statesman</i> /English Daily/Kolkata	1875
23.	<i>Satyanadam</i> /Bilingual Weekly/Kochi	1876
24.	<i>Sub Staff</i> /English Monthly/Chennai	1876
25.	<i>The Hindu</i> /English Daily/Chennai	1878
26.	<i>Bharuch Samachar</i> /Gujarati Weekly/Bharuch	1879
27.	<i>Prabodha Chandrika</i> /Marathi Weekly/Jalgaon	1880
28.	<i>National Christian Council Review</i> /English Monthly/Mysore	1880
29.	<i>Achhkni Repeno</i> /Garo Monthly/Meghalaya	1881
30.	<i>Kesari</i> /Marathi Daily/Poona	1881
31.	<i>Maharatta</i> /English Annual/Poona	1881
32.	<i>The Tribune</i> /English Daily/Chandigarh	1881
33.	<i>Amaldar</i> /Gujarati Quarterly/Mumbai	1882
34.	<i>Simhanad</i> /Marathi Monthly/Mumbai	1882
35.	<i>Madras Christian College Magazine</i> /Bilingual Annual/Chennai	1883
36.	<i>Musheer-E-Deccan</i> /Urdu Daily/Hyderabad	1884
37.	<i>Arya Gazette</i> /Urdu Weekly/Delhi	1884
38.	<i>Shree Jain Dharma Prakash</i> /Gujarati Monthly/Bhavnagar	1886
39.	<i>Deepika</i> /Malayalam Daily/Kottayam	1887
40.	<i>The New Leader</i> /English Weekly/Bangalore/Chennai	1887

Sl.No.	Title/ Periodicity/Language/Place	Year of Launch
41.	<i>Capital</i> /English Weekly/Kolkata	1888
42.	<i>Malayala Manorama</i> /Malayalam Daily/Kottayam	1890
43.	<i>Murshidabad Hiteshi</i> /Bengali Weekly/Murshidabad	1893
44.	<i>Chinnaria Bartabha</i> /Bengali Weekly/Hooghly	1893
45.	<i>Madhya Pradesh Sandesh</i> /Hindi Fortnightly/Gwalior	1895
46.	<i>Jain Gazette</i> /Hindi Weekly/Ajmer	1895
47.	<i>Yuddha Dhuwani</i> /Telugu Monthly/Chennai	1897
48.	<i>Khalsa Samachar</i> /Punjabi Weekly/Amritsar	1899

(Present publishing status of most of the publications is not known due to non submission of Annual Statements by them)

TABLE 2.1
NUMBER OF REGISTERED PUBLICATIONS
(2010-11 TO 2014-15)

YEAR (ENDING)	DAILIES	TRI/BI-WEEKLIES	WEEKLIES	OTHERS	TOTAL	% of growth over previous years
2010-11	10,205	394	27,321	44,302	82,222	6.27
2011-12	10,908	396	28,819	46,631	86,754	5.51
2012-13	12,109	402	31,280	50,276	94,067	8.43
2013-14	13,350	411	33,170	52,729	99,660	5.95
2014-15	14,573	411	34,991	55,468	1,05,443	5.80

TABLE 2.1

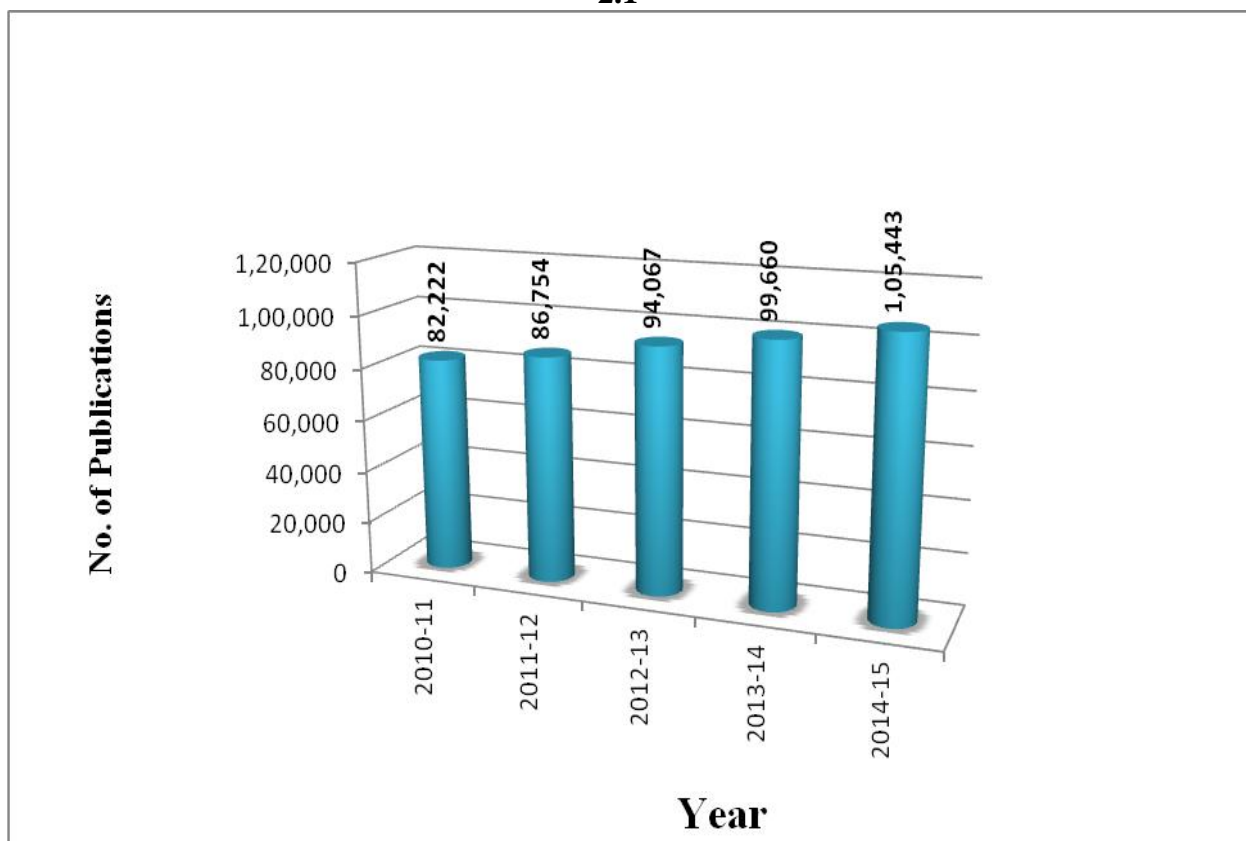
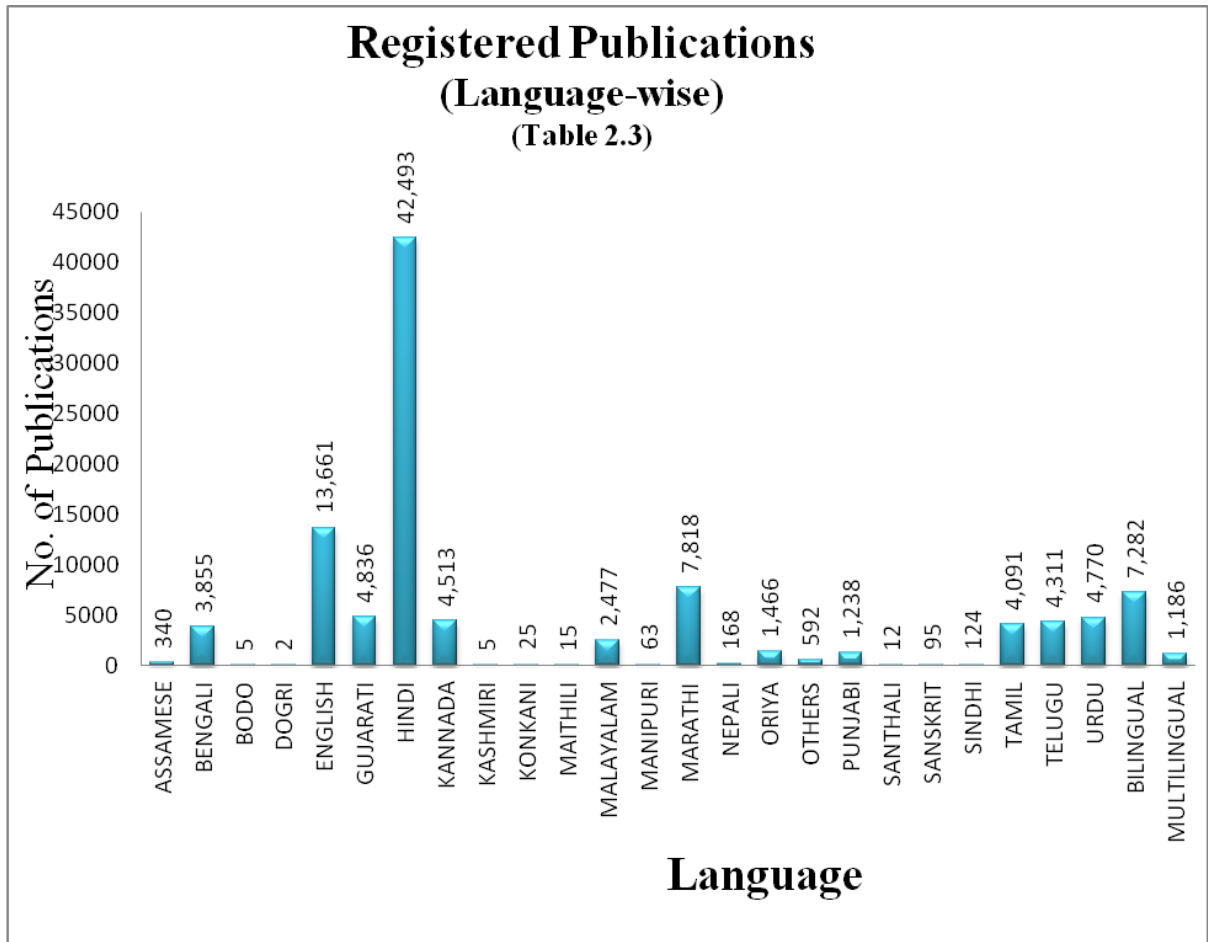


TABLE 2.2
NUMBER OF PUBLICATIONS REGISTERED
DURING 1.4.2014 TO 31.3.2015
(Language & Periodicity-wise)

Language	DAILY	WEEKLY	FORTNIGHTLY	MONTHLY	QUARTERLY	ANNUAL	OTHERS	Total
ASSAMESE	3	5	0	0	0	0	1	9
BENGALI	6	18	16	26	7	1	4	78
BODO	0	0	0	0	0	0	0	0
DOGRI	0	0	0	0	0	0	0	
ENGLISH	90	96	37	188	39	13	70	533
GUJARATI	95	200	44	89	4	0	3	435
HINDI	564	760	233	690	81	6	15	2349
KANNADA	28	50	70	147	4	0	3	302
KASHMIRI	0	0	0	0	0	0	0	
KONKANI	0	0	1	0	0	0	0	1
MAITHILI	0	0	0	1	1	0	0	2
MALAYALAM	7	4	5	38	5	0	5	64
MANIPURI	0	1	0	0	0	0	0	1
MARATHI	86	415	49	93	10	7	6	666
NEPALI	1	1	0	1	0	0	0	3
ODIA	16	17	10	12	8	1	2	66
OTHERS	2	2	0	5	1	0	2	12
PUNJABI	10	7	2	5	2	0	0	26
SANTHALI	0	1	0	0	0	0	0	1
SANSKRIT	2	1	2	0	1	0	0	6
SINDHI	0	0	0	0	0	0	0	
TAMIL	13	12	30	148	4	0	4	211
TELUGU	99	30	32	121	3	0	4	289
URDU	182	55	12	17	3	0	1	270
BILINGUAL	25	132	34	189	26	3	12	421
MULTILINGUAL	1	24	5	33	6	0	3	72
Total	1230	1831	582	1803	205	31	135	5817

TABLE 2.3
NUMBER OF REGISTERED PUBLICATIONS AS ON 31.03.2015
(Language and Periodicity wise)

LANGUAGE	DAILY	BI/TRI- WEEKLY	WEEKLY	FORTNIGHTLY	MONTHLY	QUARTERLY	ANNUAL	OTHERS	TOTAL
ASSAMESE	52	7	106	47	97	16	1	14	340
BENGALI	184	19	823	831	1035	638	37	288	3855
BODO	3	0	0	0	1	1	0	0	5
DOGRI	1	0	0	1	0	0	0	0	2
ENGLISH	1209	62	1946	1206	5308	1973	326	1631	13661
GUJARATI	539	19	2189	548	1324	105	17	95	4836
HINDI	6297	131	18464	5557	9930	1455	75	584	42493
KANNADA	755	6	888	856	1850	92	4	62	4513
KASHMIRI	1	0	2	1	0	1	0	0	5
KONKANI	1	0	5	3	14	2	0	0	25
MAITHILI	4	0	0	2	3	3	0	3	15
MALAYALA M	344	9	243	214	1453	109	23	82	2477
MANIPURI	20	0	12	5	13	7	0	6	63
MARATHI	1037	25	4280	551	1387	216	170	152	7818
NEPALI	16	1	90	7	28	18	0	8	168
ORIYA	171	3	373	219	501	147	8	44	1466
OTHERS	90	17	106	37	237	78	1	26	592
PUNJABI	166	16	452	141	390	47	1	25	1238
SANTHALI	3	0	1	4	3	1	0	0	12
SANSKRIT	18	0	13	10	28	20	0	6	95
SINDHI	14	0	44	11	41	11	0	3	124
TAMIL	467	46	545	519	2375	69	13	57	4091
TELUGU	1193	5	608	574	1797	54	2	78	4311
URDU	1635	16	1798	450	729	108	5	29	4770
BILINGUAL	316	23	1739	831	3200	692	90	391	7282
MULTILING UAL	37	6	264	122	534	131	25	67	1186
Total	14573	411	34991	12747	32278	5994	798	3651	105443



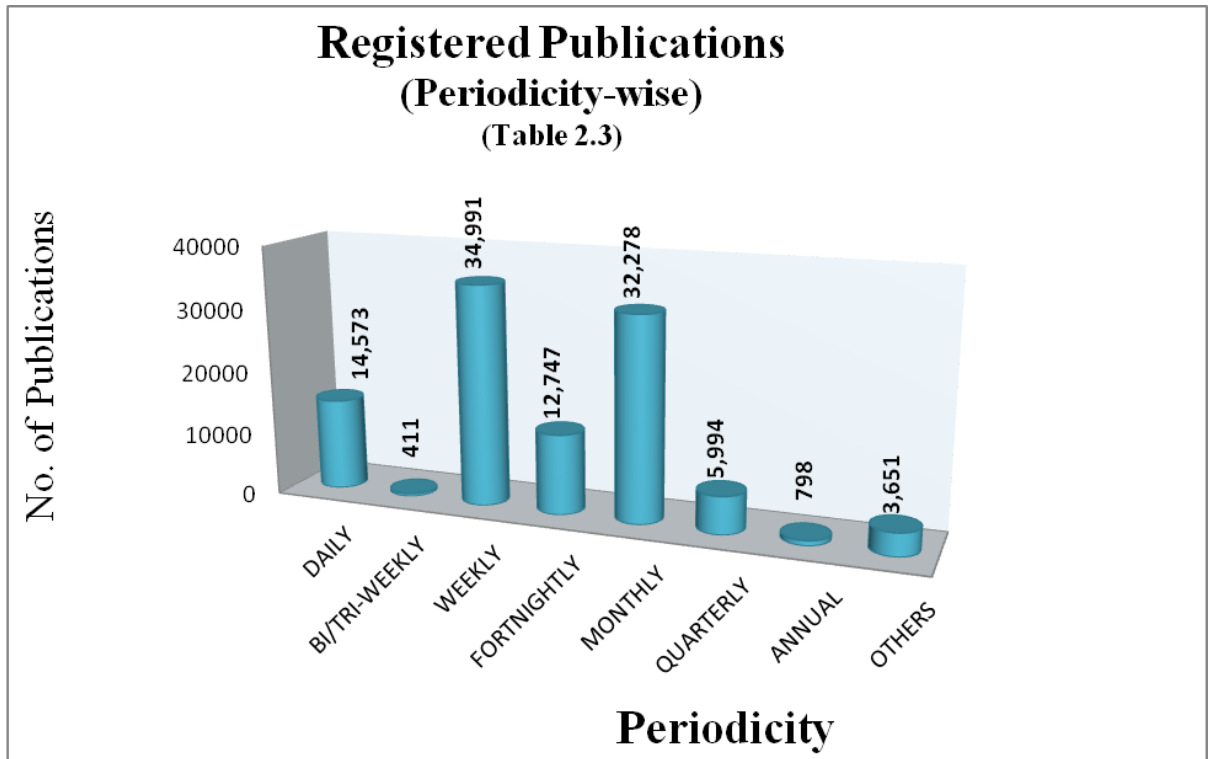


TABLE 2.4
TOTAL NUMBER OF REGISTERED PUBLICATIONS AS ON 31.03.2015
(State/U.T's & Periodicity Wise)

State/UT's	Daily	Bi/Tri-Weekly	Weekly	Fortnightly	Monthly	Quarterly	Annual	Others	Total
ANDAMAN & NICOBAR ISLANDS	17	0	27	22	16	2	0	2	86
ANDHRA PRADESH	1598	9	1133	769	2377	180	8	141	6215
ARUNACHAL PRADESH	9	1	11	0	2	2	0	0	25
ASSAM	127	20	239	81	154	32	4	25	682
BIHAR	499	33	688	174	326	92	3	43	1858
CHANDIGARH	70	2	138	39	201	51	7	37	545
CHATTISGARH	264	2	538	97	370	79	4	28	1382
DADRA & NAGAR HAVELI	14	0	7	9	2	0	0	0	32
DAMAN & DIU	14	0	2	2	0	0	0	0	18
DELHI	1040	59	2367	1507	5099	1190	135	780	12177
GOA	24	0	24	17	49	12	1	6	133
GUJARAT	630	17	2303	592	1448	132	9	131	5262
HARYANA	210	10	578	286	449	91	8	58	1690
HIMACHAL PRADESH	34	0	115	35	76	34	5	12	311
JAMMU & KASHMIR	307	4	474	82	89	21	2	24	1003
JHARKHAND	118	0	96	51	125	38	1	7	436
KARNATAKA	941	17	1159	1020	2403	221	11	150	5922
KERALA	357	10	282	253	1803	217	44	179	3145
LAKSHADWEEP	0	0	3	2	1	1	0	0	7
MADHYA PRADESH	1158	8	3789	447	3056	285	16	173	8932
MAHARASHTRA	1493	53	6434	1098	3612	818	306	580	14394
MANIPUR	68	3	20	12	48	9	5	13	178
MEGHALAYA	15	4	35	7	20	6	2	5	94
MIZORAM	50	15	40	8	49	9	0	7	178
N AGALAND	7	0	10	1	2	2	0	0	22
ORISSA	225	4	438	261	651	226	26	78	1909
PONDICHERY	15	1	31	17	57	22	1	8	152
PUNJAB	261	14	636	221	553	72	17	56	1830
RAJASTHAN	794	22	1512	2231	1140	216	21	109	6045
SIKKIM	18	2	83	1	4	3	0	3	114
TAMIL NADU	519	57	774	697	3288	262	45	178	5820
TELANGANA	56	0	26	27	85	4	0	5	203
TRIPURA	35	2	76	11	15	5	0	2	146
UTTAR PRADESH	2936	24	8071	1339	2727	668	45	320	16130
UTTARAKHAND	363	7	1872	339	434	94	11	59	3179
WEST BENGAL	287	11	960	992	1549	898	61	430	5188
Total	14573	411	34991	12747	32280	5994	798	3649	105443

**REGISTERED PUBLICATIONS AS ON 31.03.2015
(State/U.T's & Periodicity Wise)**

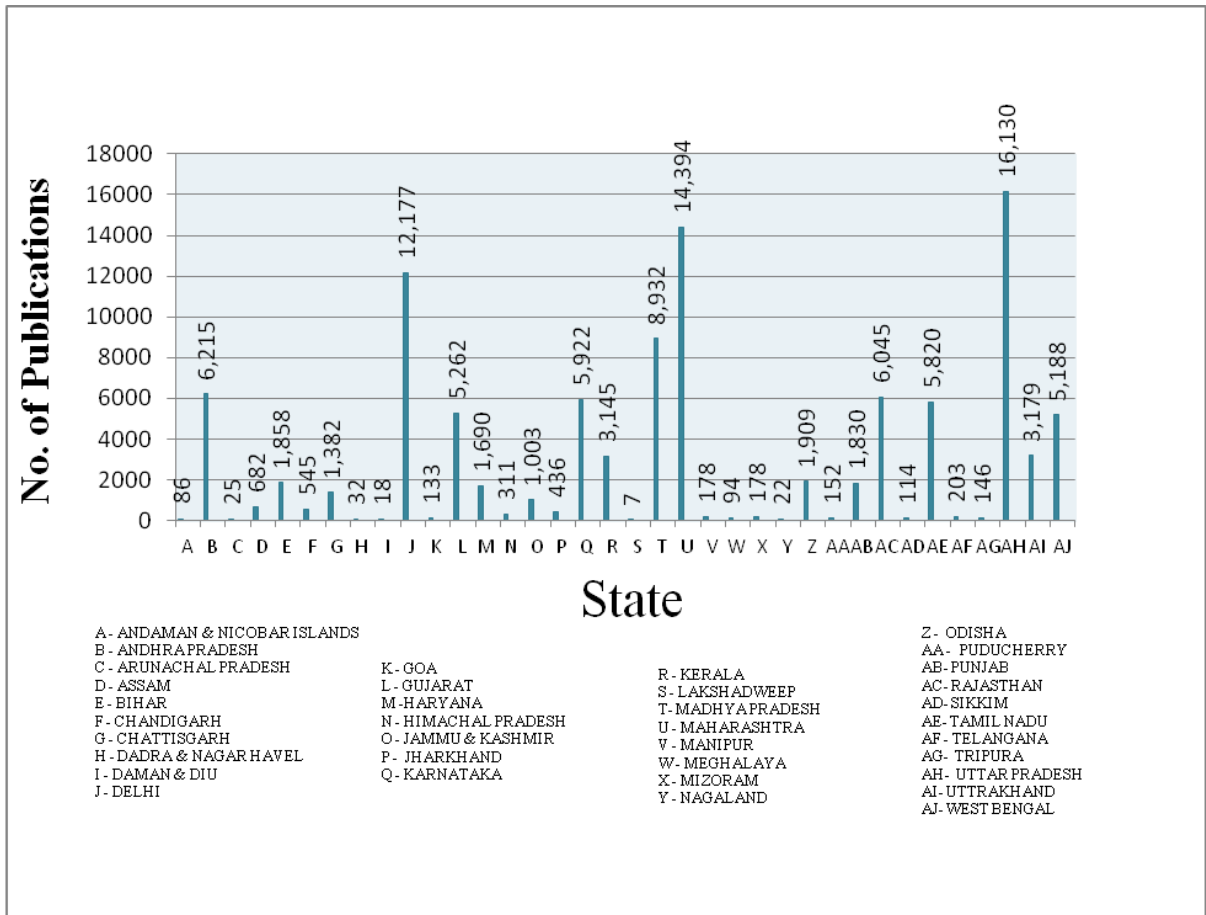


TABLE 2.5
TOTAL NUMBER OF REGISTERED PUBLICATIONS AS ON 31/03/2015
(STATES/UT'S & LANGUAGE WISE)

State/U.T's	ASSAMESE	BENGALI	BILINGUAL	BODO	DOGRI	ENGLISH	GUJARATI	HINDI
ANDAMAN & NICOBAR ISLANDS	0	7	5	0	0	41	0	15
ANDHRA PRADESH	2	7	386	0	0	884	5	85
ARUNACHAL PRADESH	0	0	0	0	0	16	0	1
ASSAM	320	126	31	4	0	115	0	26
BIHAR	1	7	45	0	0	97	0	1435
CHANDIGARH	0	0	52	0	0	270	0	129
CHATTISGARH	0	3	48	0	0	35	0	1275
DADRA & NAGAR HAVELI	0	0	3	0	0	6	6	17
DAMAN & DIU	0	0	0	0	0	3	8	5
DELHI	8	37	1520	0	0	4039	18	5277
GOA	0	0	17	0	0	51	1	3
GUJARAT	0	1	187	0	0	272	4422	215
HARYANA	0	0	171	0	0	149	0	1306
HIMACHAL PRADESH	0	0	37	0	0	46	0	213
JHARKHAND	0	5	25	0	0	48	0	297
JAMMU KASHMIR	0	0	86	0	1	398	0	100
KARNATAKA	0	0	305	0	0	760	2	77
KERALA	0	2	327	0	0	385	1	14
LAKSHDWEEP	0	0	1	0	0	0	0	0
MADHYA PRADESH	0	0	353	0	0	241	3	8194
MAHARASHTRA	3	14	1062	0	1	2461	347	1911
MANIPUR	0	0	49	0	0	25	0	2
MEGHALAYA	0	2	13	0	0	29	0	4
MIIZORAM	0	0	10	0	0	5	0	0
NAGALAND	0	0	1	0	0	18	0	0
ORISSA	1	1	133	1	0	195	1	41
PONDICHERRY	0	1	20	0	0	21	2	1
PUNJAB	0	0	156	0	0	173	0	392
RAJASTHAN	0	1	398	0	0	179	1	5346
SIKKIM	0	0	2	0	0	21	0	5
TAMIL NADU	2	3	682	0	0	970	4	62
TELANGNA	0	0	5	0	0	22	0	6
TRIPURA	0	115	9	0	0	15	0	0
UTTAR PRADESH	0	11	727	0	0	779	3	12923
UTTARAKHAND	1	1	153	0	0	135	2	2762
WEST BENGAL	2	3511	263	0	0	757	10	354
Total	340	3855	7282	5	2	13661	4836	42493

TABLE 2.5 (Contd.)
TOTAL NUMBER OF REGISTERED PUBLICATIONS AS ON 31/03/2015
(STATES/UT'S & LANGUAGE WISE)

State/U.T's	Kannada	Kashmiri	Konkani	Maithili	Malayalam	Manipuri	Marathi	Multi-lingual	Nepali
ANDAMAN & NICOBAR ISLANDS	0	0	0	0	1	0	0	1	0
ANDHRA PRADESH	11	0	0	0	6	0	9	59	0
ARUNACHAL PRADESH	0	0	0	0	0	7	0	0	0
ASSAM	0	0	0	0	0	8	0	10	3
BIHAR	0	0	0	6	0	0	0	12	0
CHANDIGARH	0	0	0	0	0	0	0	16	0
CHATTISGARH	0	0	0	0	1	0	3	1	0
DADRA & NAGAR HAVELI	0	0	0	0	0	0	0	0	0
DAMAN & DIU	0	0	0	0	0	0	1	0	0
DELHI	10	0	0	5	29	0	15	132	12
GOA	4	0	2	0	0	0	33	6	0
GUJARAT	0	0	1	0	4	0	23	88	1
HARYANA	0	0	0	0	0	0	0	20	1
HIMACHAL PRADESH	0	0	0	0	0	0	0	4	0
JHARKHAND	0	0	0	0	0	0	0	9	1
JAMMU KASHMIR	0	5	0	0	0	0	0	11	0
KARNATAKA	4419	0	14	0	18	0	30	45	0
KERALA	12	0	2	0	2319	0	2	43	0
LAKSHDWEEP	0	0	0	0	6	0	0	0	0
MADHYA PRADESH	0	0	0	0	2	0	10	34	1
MAHARASHTRA	34	0	5	2	42	0	7680	334	11
MANIPUR	0	0	0	0	0	46	0	16	0
MEGHALAYA	0	0	0	0	0	0	0	1	0
MIIZORAM	0	0	0	0	0	0	0	7	0
NAGALAND	0	0	0	0	0	0	0	0	0
ORISSA	1	0	1	0	1	1	1	31	2
PONDICHERRY	0	0	0	0	1	0	2	3	0
PUNJAB	0	0	0	0	0	0	0	99	0
RAJASTHAN	1	0	0	0	2	0	2	32	0
SIKKIM	0	0	0	0	0	0	0	0	83
TAMIL NADU	19	0	0	0	41	0	4	65	1
TELENGANA	0	0	0	0	0	0	0	6	0
TRIPURA	0	0	0	0	0	1	0	2	0
UTTAR PRADESH	0	0	0	0	0	0	2	29	0
UTTARAKHAND	1	0	0	0	1	0	1	9	5
WEST BENGAL	1	0	0	2	3	0	0	61	47
Total	4513	5	25	15	2477	63	7818	1186	168

TABLE 2.5 (Contd.)
TOTAL NUMBER OF REGISTERED PUBLICATIONS AS ON 31/03/2015
(STATES/UT'S & LANGUAGE WISE)

State/U.T's	Odia	Punjabi	Santhali	Sanskrit	Sindhi	Tamil	Telugu	Urdu	Others	Total
ANDAMAN & NICOBAR ISLANDS	0	0	0	0	0	13	2	1	0	86
ANDHRA PRADESH	6	2	1	0	2	10	4038	699	3	6215
ARUNACHAL PRADESH	0	0	0	0	0	0	0	0	1	25
ASSAM	0	0	0	0	0	0	0	5	34	682
BIHAR	0	2	0	2	0	0	0	229	22	1858
CHANDIGARH	0	74	0	1	0	0	0	3	0	545
DADRA & NAGAR HAVELI	0	0	0	0	0	0	0	0	0	32
DAMAN & DIU	0	0	0	1	0	0	0	0	0	18
DELHI	18	185	0	11	6	18	17	779	41	12177
GOA	0	0	0	0	0	0	1	0	15	133
GUJARAT	3	0	0	5	25	1	1	13	0	5262
HARYANA	0	20	0	2	0	0	0	20	1	1690
HIMACHAL PRADESH	0	2	0	1	0	0	0	6	2	311
JHARKHAND	2	0	3	1	0	0	0	37	8	436
JAMMU KASHMIR	0	4	0	0	0	0	0	391	7	1003
KARNATAKA	0	0	0	2	1	46	13	174	16	5922
KERALA	1	0	0	2	0	21	2	0	12	3145
LAKSHDWEEP	0	0	0	0	0	0	0	0	0	7
MADHYA PRADESH	0	0	0	8	9	0	0	75	2	8932
MAHARASHTRA	4	12	0	8	52	43	15	346	7	14394
MANIPUR	0	0	0	0	0	0	0	0	40	178
MEGHALAYA	0	0	0	0	0	0	0	1	44	94
MIIZORAM	0	0	0	0	0	0	0	0	156	178
NAGALAND	0	0	0	0	0	0	0	0	3	22
ORISSA	1408	2	5	8	1	1	2	7	64	1909
PONDICHERRY	3	0	0	1	0	93	1	0	3	152
PUNJAB	0	904	0	1	0	0	0	105	0	1830
RAJASTHAN	0	5	0	3	22	0	0	29	24	6045
SIKKIM	0	0	0	0	0	0	0	2	1	114
TAMIL NADU	2	3	0	2	0	3842	87	18	1	5820
TELENGANA	0	0	0	0	0	0	129	34	13	203
TRIPURA	0	0	0	0	0	0	0	0	4	146
UTTAR PRADESH	0	7	0	25	6	0	1	1591	26	16130
UTTARAKHAND	1	8	0	3	0	1	0	83	12	3179
WEST BENGAL	18	8	3	8	0	2	2	111	25	5188
Total	1466	1238	12	95	124	4091	4311	4770	592	105443

TABLE 2.6
GEOGRAPHICAL CONCENTRATION OF PUBLICATIONS AS ON 31.03.2015
(Language and Place Wise)

LANGUAGE	METROPOLITAN CITY	STATE CAPITAL	UNION TERRITORY	BIG CITY	SMALLER TOWNS	TOTAL
ASSAMESE	20	147	7	96	70	340
BENGALI	1417	149	24	1419	846	3855
BILINGUAL	2576	1398	274	2513	521	7282
BODO	2	0	0	1	2	5
DOGRI	1	0	0	0	1	2
ENGLISH	7323	2596	596	2734	412	13661
GUJARATI	802	516	80	2882	556	4836
HINDI	8192	10405	2426	15979	5491	42493
KANNADA	417	2003	262	1513	318	4513
KASHMIRI	1	3	0	1	0	5
KONKANI	6	3	0	16	0	25
MAITHILI	2	0	0	13	0	15
MALAYALAM	207	463	49	1228	530	2477
MANIPURI	0	44	1	11	7	63
MARATHI	2028	187	94	4760	749	7818
MULTILINGUAL	354	165	38	508	121	1186
NEPALI	21	40	2	56	49	168
ORIYA	134	314	26	765	227	1466
OTHERS	70	244	19	152	107	592
PUNJABI	228	23	77	752	158	1238
SANTHALI	8	2	0	2	0	12
SANSKRIT	23	16	6	42	8	95
SINDHI	28	26	0	58	12	124
TAMIL	2558	267	123	984	159	4091
TELUGU	649	733	165	2417	347	4311
URDU	1132	1717	160	1392	369	4770
Total	28199	21461	4429	40294	11060	105443

TABLE 2.7
GEOGRAPHICAL CONCENTRATION OF PUBLICATIONS AS ON 31.03.2015
(Periodicity and Place Wise)

Center	Daily	Tri/Bi Weekly	Weekly	Others	Total
METROPOLITAN CITY	1916	138	10731	15414	28199
STATE CAPITAL	2641	88	9059	9673	21461
UNION TERRITORY	1157	12	782	2478	4429
BIG CITY	7345	107	9290	23552	40294
SMALLER TOWNS	1514	66	5129	4351	11060
Total	14573	411	34991	55468	105443

Periodicity & Place-wise
Table 2.7

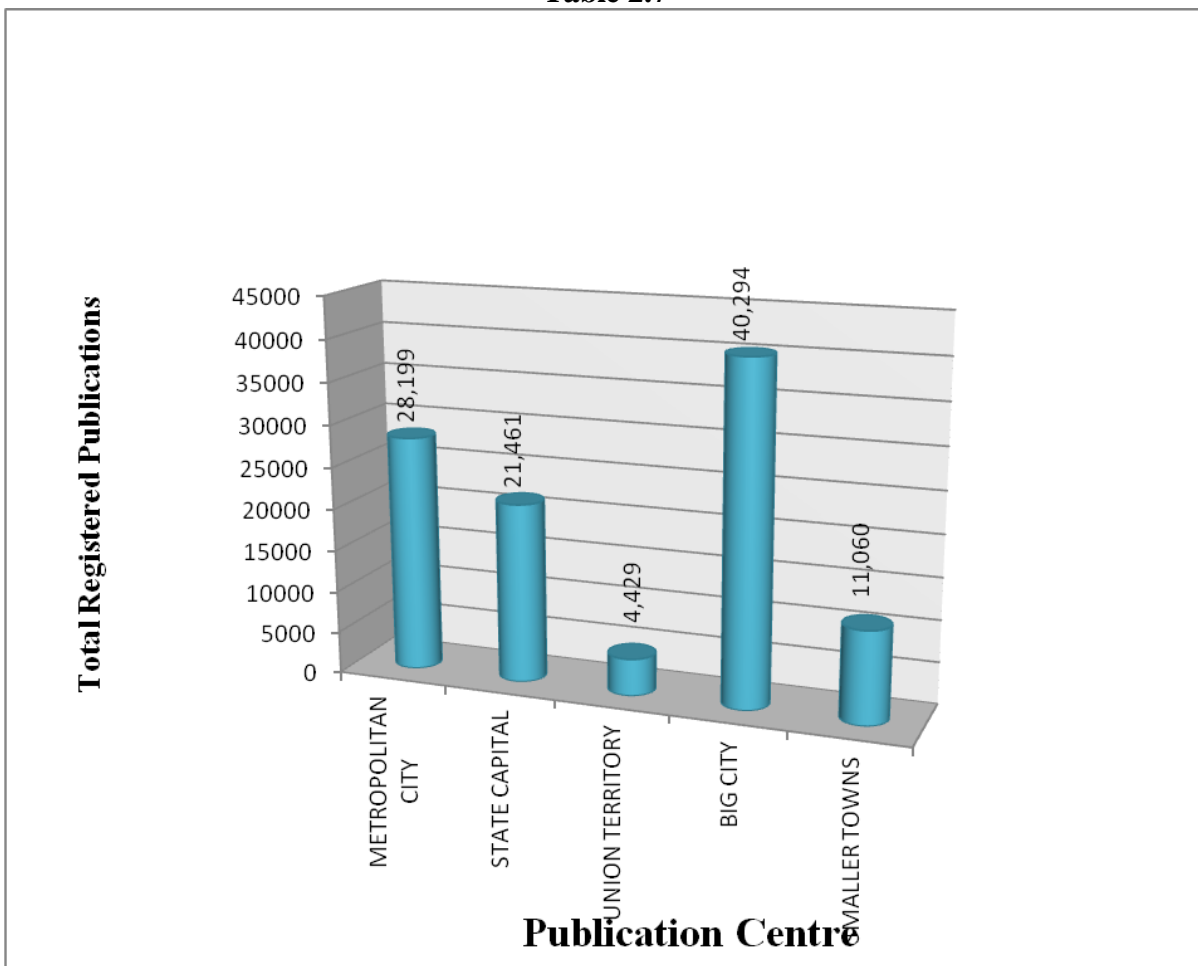


TABLE 2.8
CITIES WITH 100 OR MORE PUBLICATIONS
(LANGUAGE & PERIODITY WISE)

CITIES	DAILIES				WEEKLIES			
	English	Hindi	Others	Total	English	Hindi	Others	Total
AGRA	2	45	9	56	2	126	15	143
AHMADNAGAR	0	1	22	23	0	1	134	135
AHMEDABAD	26	13	80	119	21	21	343	385
AJMER	0	25	3	28	0	46	23	69
ALIGARH	0	28	7	35	4	120	17	141
ALLAHABAD	15	74	20	109	10	70	15	95
AMRAVATI	1	5	32	38	1	19	147	167
AMRITSAR	0	8	6	14	2	6	68	76
AURANGABAD	0	8	62	70	8	28	218	254
BANGALORE	30	2	199	231	74	6	380	460
BAREILLY	3	29	5	37	3	77	45	125
BARODA	1	3	24	28	3	1	44	48
BHAVNAGAR	0	0	16	16	0	0	129	129
BHOPAL	11	211	16	238	24	1049	24	1097
BHUBANESWAR	6	4	41	51	7	0	60	67
BIKANER	0	24	1	25	0	45	0	45
BULANDSHAHR	0	10	3	13	1	80	17	98
BURDWAN	0	0	9	9	0	3	61	64
CHANDIGARH	17	22	11	50	42	23	44	109
CHENNAI	34	4	357	395	125	3	594	722
COCHIN	3	0	28	31	6	0	29	35
COIMBATORE	10	0	19	29	4	0	22	26
CUTTACK	3	0	18	21	5	0	46	51
DEHRADUN	7	108	17	132	29	815	58	902
DELHI	91	389	183	663	263	1080	374	1717
ERNAKULAM	3	0	24	27	7	0	38	45
FARIDABAD	0	51	0	51	8	81	5	94
GHAZIABAD	0	47	4	51	7	273	15	295
GORAKHPUR	0	68	10	78	0	247	13	260
GUNTUR	0	0	44	44	0	0	45	45
GUWAHATI	11	6	16	33	10	3	60	73
GWALIOR	2	85	3	90	1	162	5	168
HARIDWAR	2	28	3	33	1	125	1	127
HYDERABAD	98	14	300	412	104	13	413	530
INDORE	4	76	5	85	3	655	36	694
JABALPUR	1	39	3	43	2	64	6	72
JAIPUR	6	162	21	189	12	412	25	449
JALANDHAR	6	52	24	82	1	18	37	56
JAMMU	51	23	33	107	48	15	104	167
JHANSI	0	28	2	30	0	132	12	144
JODHPUR	1	31	3	35	4	73	6	83

TABLE 2.8 (Contd.)
CITIES WITH 100 OR MORE PUBLICATIONS
(LANGUAGE & PERIODITY WISE)

CITIES	DAILIES				WEEKLIES			
	English	Hindi	Others	Total	English	Hindi	Others	Total
KANPUR	8	84	45	137	10	393	155	558
KHURDA	4	0	22	26	5	1	62	68
KOLHAPUR	0	1	28	29	0	1	104	105
KOLKATA	35	44	80	159	107	108	255	470
KOTA	0	29	0	29	0	48	0	48
KOTTAYAM	0	0	28	28	2	0	53	55
LATUR	0	0	33	33	1	12	144	157
LUCKNOW	26	438	173	637	57	1584	211	1852
LUDHIANA	0	7	29	36	8	28	108	144
MADURAI	3	0	25	28	5	0	26	31
MEERUT	0	50	7	57	2	396	26	424
MORADABAD	1	15	9	25	5	104	29	138
MUMBAI	52	67	172	291	284	290	524	1098
MUZAFFARNAGAR	0	30	1	31	0	129	5	134
MYSORE	9	0	45	54	6	1	67	74
NAGPUR	3	24	28	55	11	66	115	192
PATIALA	2	3	41	46	5	14	129	148
PATNA	6	188	52	246	12	205	41	258
PUNE	11	7	61	79	26	16	251	293
RAIPUR	3	67	5	75	2	76	4	82
RAJKOT	1	0	22	23	0	0	107	107
SAHARANPUR	2	27	3	32	3	242	30	275
SOLAPUR	0	1	27	28	0	13	218	231
SRINAGAR	31	1	61	93	29	0	77	106
SURAT	5	8	36	49	1	9	65	75
THANE	2	21	44	67	22	103	244	369
TRIVANDRUM	3	0	33	36	3	0	44	47
UJJAIN	0	36	0	36	0	201	1	202
VARANASI	2	41	8	51	4	119	10	133
Total	730	2995	3001	6726	1629	10371	7198	22579

TABLE 2.8 (Contd.)
CITIES WITH 100 OR MORE PUBLICATIONS
(LANGUAGE & PERIODITY WISE)

CITIES	Others				Total			
	English	Hindi	Others	Total	English	Hindi	Others	Total
AGRA	14	162	15	191	18	333	39	390
AHMADNAGAR	3	3	83	89	3	5	239	247
AHMEDABAD	78	37	743	858	125	71	1166	1362
AJMER	7	186	56	249	7	257	82	346
ALIGARH	15	80	36	131	19	228	60	307
ALLAHABAD	100	218	55	373	125	362	90	577
AMRAVATI	3	5	46	54	5	29	225	259
AMRITSAR	29	26	146	201	31	40	220	291
AURANGABAD	15	15	73	103	23	51	353	427
BANGALORE	409	26	1519	1954		34	2098	7422
BAREILLY	5	48	10	63	11	154	60	225
BARODA	34	2	90	126	38	6	158	202
BHAVNAGAR	3	4	67	74	3	4	212	219
BHOPAL	44	1220	104	1368	79	2480	144	2703
BHUBANESWAR	33	0	146	179	46	4	247	297
BIKANER	7	188	19	214	7	257	20	284
BULANDSHAHR	2	73	21	96	3	163	41	207
BURDWAN	8	8	249	265	8	11	319	338
CHANDIGARH	168	48	81	297	227	93	136	456
CHENNAI	804	52	2640	3496	963	59	3591	4613
COCHIN	46	1	121	168	55	1	178	234
COIMBATORE	37	0	165	202	51	0	206	257
CUTTACK	38	4	314	356	46	4	378	428
DEHRADUN	44	257	57	358	80	1180	132	1392
DELHI	2082	2349	1566	5997	2436	3818	2123	8377
ERNAKULAM	73	2	211	286	83	2	273	358
FARIDABAD	22	57	24	103	30	189	29	248
GHAZIABAD	42	175	57	274	49	495	76	620
GORAKHPUR	2	90	12	104	2	405	35	442
GUNTUR	16	0	163	179	16	0	252	268
GUWAHATI	25	3	98	126	46	12	174	232
GWALIOR	6	123	10	139	9	370	18	397
HARIDWAR	0	39	9	48	3	192	13	208
HYDERABAD	385	31	794	1210	587	58	1507	2152
INDORE	41	497	88	626	48	1228	129	1405
JABALPUR	9	63	19	91	12	166	28	206
JAIPUR	49	926	176	1151	67	1500	222	1789
JALANDHAR	11	21	92	124	18	91	153	262
JAMMU	46	22	35	103	145	60	172	377
JHANSI	5	64	6	75	5	224	20	249
JODHPUR	33	188	51	272	38	292	60	390

TABLE 2.8 (Contd.)
CITIES WITH 100 OR MORE PUBLICATIONS
(LANGUAGE & PERIODITY WISE)

CITIES	English	Hindi	Others	Total	English	Hindi	Others	Total
KANPUR	37	304	143	484	55	781	343	1179
KHURDA	22	2	125	149	31	3	209	243
KOLHAPUR	4	2	113	119	4	4	245	253
KOLKATA	711	191	1488	2390	853	343	1823	3019
KOTA	7	182	9	198	7	259	9	275
KOTTAYAM	31	2	228	261	33	2	309	344
LATUR	0	1	24	25	1	13	201	215
LUCKNOW	120	894	191	1205	203	2916	575	3694
LUDHIANA	54	44	195	293	62	79	332	473
MADURAI	16	1	215	232	24	1	266	291
MEERUT	46	218	44	308	48	664	77	789
MORADABAD	6	59	30	95	12	178	68	258
MUMBAI	1964	477	1597	4038	2300	834	2293	5427
MUZAFFARNAGAR	34	67	12	113	34	226	18	278
MYSORE	20	2	139	161	35	3	251	289
NAGPUR	42	51	129	222	56	141	272	469
NELLORE	4	0	154	158	5	0	210	215
PATIALA	23	9	87	119	30	26	257	313
PATNA	35	248	61	344	53	641	154	848
PUNE	119	29	527	675	156	52	839	1047
RAIPUR	3	156	13	172	8	299	22	329
RAJKOT	9	0	154	163	10	0	283	293
SAHARANPUR	10	134	50	194	15	403	83	501
SOLAPUR	1	3	66	70	1	17	311	329
SRINAGAR	21	1	26	48	81	2	164	247
SURAT	3	10	99	112	9	27	200	236
THANE	58	54	126	238	82	178	414	674
TRIVANDRUM	57	1	304	362	63	1	381	445
UJJAIN	1	106	7	114	1	343	8	352
VARANASI	23	146	43	212	29	306	61	396
Total	10270	12691	20778	43739	12740	27880	33579	59056