

## **CHAPTER – 2**

### **ANALYSIS OF REGISTERED PUBLICATIONS**

**2.1.1.** The number of publications registered with the Registrar of Newspapers for India has maintained a rising trend. There were 1,10,851 registered publications as on 31-03-2016. A total number of 4,007 new publications were registered and 38 publications were ceased during the period from 01-04-2016 to 31-03-2017 there by raising the total numbers to 1,14,820 on 31<sup>st</sup> March, 2017 showing a net increase of 3.58 per cent over the previous year. (Table 2.1)

**2.1.2.** There were total 16,580 registered Dailies and 413 Tri/Bi-Weeklies in 2016-17, as against 15,723 Dailies and 413 Tri and Bi Weeklies in 2015-16. Total number of Dailies, taken together with Tri/Bi-Weeklies, has increased by 857 or 5.31 per cent during the reporting year. (Table 2.1)

**2.1.3.** State-wise analysis reveals that there has been an increase in the number of publications in all States and Union Territories except Nagaland and Lakshadweep. (Table 2.4)

**2.1.4.** The pattern of growth of publications in the country during the last seven years is given in Table 2.1. It reveals a growth of 3.58 per cent in the total number of publications published in the country over the previous year.

### **PROFILE OF NEW PUBLICATIONS**

**2.2.1.** Out of 4,007 publications registered during the period 2016-17, 869 were Dailies, 1,208 Weeklies, 305 Fortnightlies, 1,353 Monthlies, 136 Quarterlies, 20 Annuals and 116 of other periodicities. (Table 2.2)

**2.2.2.** In 2016-17, new publications were registered in all the main languages except Bodo, Dogri, Kashmiri, and Sindhi. The largest numbers, 2034 were brought out and registered in Hindi, followed by 313 in Bilingual and 285 in English. (Table 2.2)

### **CEASED PUBLICATIONS**

**2.3.1.** A total number of 38 registered publications were ceased during the period 2016-17 which includes 31 publications in Maharashtra, 02 each in Uttarakhand and Jharkhand and 01 each in Madhya Pradesh, Orissa and Gujarat.

### **DAILIES**

**2.4.1.** The total number of Daily publications in 2016-17 increased to 16,580 as compared to previous year's 15,723 i.e. an increase by 857 in numbers or 5.45 in percentage.

The Daily publications were brought out in almost all main languages of the country. Hindi Dailies topped the list with 7,194. Other languages in which more than 100 Daily publications were brought out were (i) Urdu (1,897), (ii) Telugu (1,446), (iii) English (1,363), (iv) Marathi (1,141), (v) Kannada (852), (vi) Gujarati (619), (vii) Tamil (494), (viii) Bilingual (365), (ix) Malayalam (364), (x) Bengali (193), (xi) Oriya (186) and (xii) Punjabi (183). (Table 2.3)

**2.4.2.** Tri or Bi-Weekly publications, which are akin to Dailies in dissemination of news, totaled 413 with Hindi at the top with 132 followed by English (62), Tamil (46), Marathi (26), Bilingual (23), Gujarati (19), Bengali (19), Urdu (16) and Punjabi (16). (Table 2.3)

## PERIODICALS

**2.5.1.** A total of 97,827 publications of various periodicities other than Dailies and Tri/Bi-Weeklies were on the records of the RNI in 2016-17. Out of these, 37,829 were Weeklies, 35,449 Monthlies, 13,529 Fortnightlies, 6,326 Quarterlies and 846 Annuals. Weeklies and Monthlies appeared to be more popular, with their total number soaring to 70,736 accounting for 63.81% approx. of the total Periodicals. (Table 2.3)

## LANGUAGE-WISE ANALYSIS

**2.6.1.** Language wise analysis of registered publications shows that publications were registered in 187 languages and dialects in 2016-17. Apart from English and 22 other principal languages, listed in the Eighth Schedule of the Constitution, publications were registered in 164 other languages or dialects, mostly Indian and also in a few foreign languages. (Appendix II).

**2.6.2.** In 2016-17 also, the same trend can be noticed from the data of previous years that the highest number (46,587) of publications were registered in Hindi followed by English (14,365), Marathi (8,618), Gujarati (5,304), Urdu (5,193), Kannada (5,064), Telugu (4,983), Tamil (4,470), Bengali (3,968) and Malayalam (2,578). (Table 2.3)

**2.6.3.** Apart from Periodicals, published in one language, there were a significant number of publications brought out in two or more languages categorized as 'Bilingual' and 'multilingual'. At the end of 2016-17, there were 8,046 'Bilingual' and 1,287 'Multilingual' publications. (Table 2.3)

## STATE-WISE ANALYSIS

**2.7.1.** Uttar Pradesh with 17,736 registered publications retained its top position at the end of 2016-17. Maharashtra with 15,673 publications came next, followed by Delhi with (12,721), Madhya Pradesh (10,502), Andhra Pradesh (6,683), Karnataka (6,596), Rajasthan (6,409), Tamil Nadu (6,332), Gujarat (5,811), West Bengal (5,324), Uttarakhand (3,443), Kerala (3,285), Orissa (2,052), Bihar (1,951) Punjab (1,919), Haryana (1,843), Chhattisgarh

(1,498) and J&K (1,075) were among other states having more than 1,000 publications registered. (Table 2.4)

**2.7.2.** In the category of Dailies also, Uttar Pradesh maintained its lead, with 3,521 Daily publications followed by Andhra Pradesh (1,773), Maharashtra (1,640), Madhya Pradesh (1,378), Delhi (1,165), Karnataka (1,042), Rajasthan (867), Gujarat (729), Tamil Nadu (553), Bihar (545), Uttarakhand (398), Kerala (378) and J&K (326). States having the publication of 200 or more Dailies were West Bengal (306), Chhattisgarh (294), Punjab (278), Orissa (243) and Haryana (237). Dailies were published from almost all States and Union Territories except Lakshadweep. (Table 2.4)

**2.7.3.** In 2016-17, nearly 63.81 per cent of Periodicals were Weeklies or Monthlies. The largest number of Weeklies were published from Uttar Pradesh (8,670), followed by Maharashtra (7,177), Madhya Pradesh (4,196), Gujarat (2,558) Delhi (2,483) Uttarakhand (2,005) Rajasthan (1,576) Karnataka (1,248) and Andhra Pradesh (1,182). States publishing more than 500 Weeklies were West Bengal (983), Tamil Nadu (853), Bihar (693), Punjab (663), Haryana (621), Chhattisgarh (565) and Jammu & Kashmir (508). (Table 2.4)

**2.7.4.** The largest numbers of Monthlies were published from Delhi (5,305), followed by Madhya Pradesh (3,851), Maharashtra (3,850), Tamil Nadu (3,604), Uttar Pradesh (3,018), Karnataka (2,758), Andhra Pradesh (2,579), Kerala (1,890), West Bengal (1,586), Gujarat (1,543), and Rajasthan (1,216). States from where more than 500 Monthlies were brought out were Orissa (696), and Punjab (580). (Table 2.4)

**2.7.5.** The distinction for bringing out the highest number of publications in a single language went to Uttar Pradesh from where 14,140 publications were brought out in Hindi. Other states with over 5000 publications in Hindi were Madhya Pradesh (9,629), Rajasthan (5,650) and Delhi (5,555). (Table 2.5)

## CONCENTRATION

**2.8.1.** The Print Media tends to concentrate in certain important cities and towns, giving them eminence as major printing and publishing hubs, which can be classified as under:

- (i) Metropolitan Cities (Delhi, Kolkata, Mumbai and Chennai),
- (ii) State Capitals (other than the Metropolitan Cities),
- (iii) Union Territories,
- (iv) Big Cities, (having a population of more than 1,00,000) and
- (v) Small Towns. (having a population of less than 1,00,000).

## NUMERICAL ANALYSIS

**2.9.1.** At the end of 2016-17, the total numbers of publications registered from the four Metropolitan Cities were 29,156 accounting for 25.39 per cent of the all India total. State capitals were publishing 25,017 registered publications or 21.78 per cent of the total. Big cities published a total of 43,996 publications constituting 38.31 per cent. As many as 12,147

publications were brought out from small towns constituting 10.57 per cent of the total numbers where 4,504 as the Union Territories accounted for the remaining 3.92 per cent (approx). (Table 2.6)

**2.9.2.** Out of 16,580 Dailies, a total number of 2,066 Dailies were being brought out from the Metropolitan Cities and 3,397 from State Capitals. The Big Cities in various States published 8,187 Daily publications and the Small Towns brought out 1,749. The Union Territories published only 1,181 Dailies (Table 2.7).

## LANGUAGE-WISE ANALYSIS

**2.10.** Out of the total 14,365 publications in English language, 7,514 (52.30 per cent) were brought out from the four Metropolitan Cities. Other languages in which a large number of publications were brought out from the Metropolitan Cities were in Hindi, Tamil, Bengali, Urdu and Marathi. It was noticed that the Metropolitan-City, Delhi had a sizeable number of publications in Hindi while other main centers of Hindi publications were Big Cities and Small Towns other than State Capitals. Publications in Hindi and English were mainly published from State Capitals. Publications of Hindi, Marathi, English, Gujarati, Telugu and Bengali as well as Bilingual publications were centered in Big Cities. (Table 2.6)

## LIST OF PUBLICATIONS ESTABLISHED MORE THAN 100 YEARS AGO

S.No.	Title/ Periodicity/Language/Place	Year of Launch
1.	<i>Bombay Samachar</i> / Gujarati Daily/Mumbai	1822
2.	<i>Christ Church School</i> /(Bombay Education Society Magazine)/Bilingual Annual/Mumbai	1825
3.	<i>Jam-E-Jamshed</i> /Gujarati Daily/Mumbai	1832
4.	<i>The Times of India</i> /English Daily/Mumbai	1838
5.	<i>Calcutta Review</i> /English Quarterly/Calcutta	1844
6.	<i>Tirunelveli Diocesan Magazine</i> /Tamil Monthly/Tirunelveli	1849
7.	<i>The Examiner</i> /English Weekly/Mumbai	1850
8.	<i>The Guardian</i> /English Fortnightly/Chennai	1851
9.	<i>An Indian</i> /Portuguese Weekly/Margo	1861
10.	<i>Kheda Vartman</i> /Gujarati Weekly/Kaira	1861
11.	<i>Belgaum Samachar</i> /Marathi Weekly/Belgaum	1863
12.	<i>Gujarat Mitra &amp; Gujarat Darpan</i> /Gujarati Daily/Surat	1863
13.	<i>Newman's Indian Bradshaw</i> /English Monthly/Kolkata	1865
14.	<i>Pioneer</i> English Daily/Lucknow	1865
15.	<i>Amrit Bazaar Patrika</i> /English Daily/Kolkata	1868
16.	<i>Sethia Vartaman</i> /Bilingual Monthly/Madurai	1870
17.	<i>U.S.I. Journal</i> /English Quarterly/Delhi	1870
18.	<i>Indian Witness</i> /English Fortnightly/Delhi	1871
19.	<i>Satya Shodhak</i> /Marathi Weekly/Ratnagiri	1871
20.	<i>Subodha Patrika</i> /Bilingual Quarterly/Mumbai	1873
21.	<i>Bihar Herald</i> /English Weekly/Patna	1874
22.	<i>The Statesman</i> /English Daily/Kolkata	1875

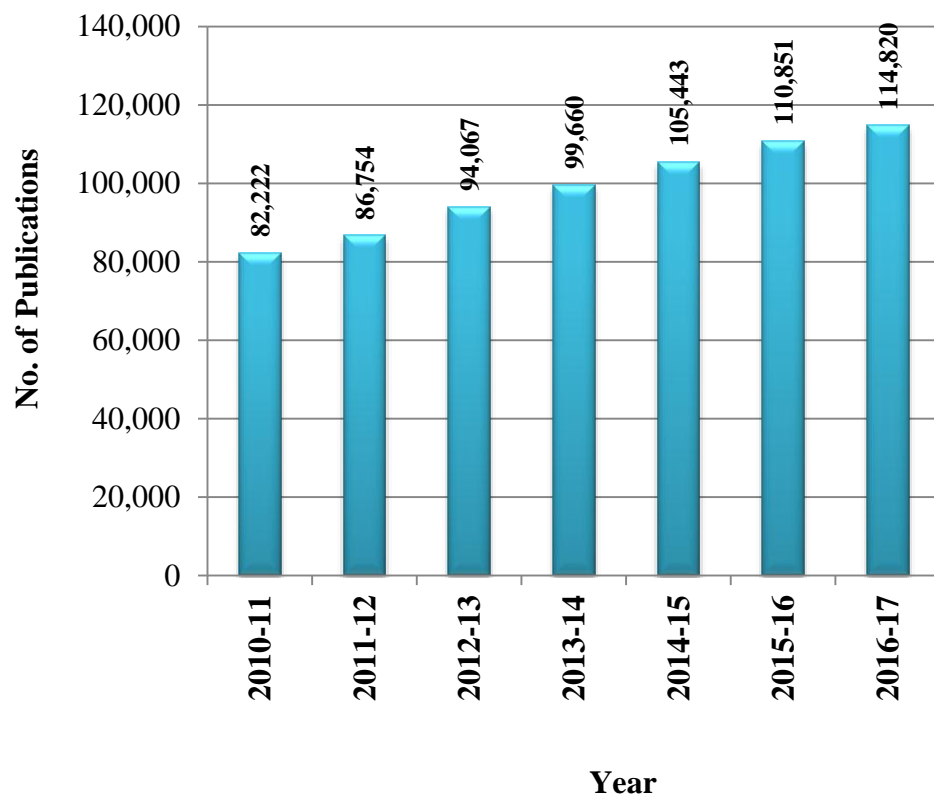
S.No.	Title/ Periodicity/Language/Place	Year of Launch
23.	<i>Satyanadam</i> /Bilingual Weekly/Kochi	1876
24.	<i>Sub Staff</i> /English Monthly/Chennai	1876
25.	<i>The Hindu</i> /English Daily/Chennai	1878
26.	<i>Bharuch Samachar</i> /Gujarati Weekly/Bharuch	1879
27.	<i>Prabodha Chandrika</i> /Marathi Weekly/Jalgaon	1880
28.	<i>National Christian Council Review</i> /English Monthly/Mysore	1880
29.	<i>Achhkni Repeno</i> /Garo Monthly/Meghalaya	1881
30.	<i>Kesari</i> /Marathi Daily/Poona	1881
31.	<i>Maharatta</i> /English Annual/Poona	1881
32.	<i>The Tribune</i> /English Daily/Chandigarh	1881
33.	<i>Amaldar</i> /Gujarati Quarterly/Mumbai	1882
34.	<i>Simhanad</i> /Marathi Monthly/Mumbai	1882
35.	<i>Madras Christian College Magazine</i> /Bilingual Annual/Chennai	1883
36.	<i>Musheer-E-Deccan</i> /Urdu Daily/Hyderabad	1884
37.	<i>Arya Gazette</i> /Urdu Weekly/Delhi	1884
38.	<i>Shree Jain Dharma Prakash</i> /Gujarati Monthly/Bhavnagar	1886
39.	<i>Deepika</i> /Malayalam Daily/Kottayam	1887
40.	<i>The New Leader</i> /English Weekly/Bangalore/Chennai	1887
41.	<i>Capital</i> /English Weekly/Kolkata	1888
42.	<i>Malayala Manorama</i> /Malayalam Daily/Kottayam	1890
43.	<i>Murshidabad Hiteshi</i> /Bengali Weekly/Murshidabad	1893
44.	<i>Chinnaria Bartabha</i> /Bengali Weekly/Hooghly	1893
45.	<i>Madhya Pradesh Sandesh</i> /Hindi Fortnightly/Gwalior	1895
46.	<i>Jain Gazette</i> /Hindi Weekly/Ajmer	1895
47.	<i>Yuddha Dhuwani</i> /Telugu Monthly/Chennai	1897
48.	<i>Khalsa Samachar</i> /Punjabi Weekly/Amritsar	1899

**(Present publishing status of most of the publications is not known due to non-submission of Annual Statements by them)**

**TABLE 2.1**  
**NUMBER OF REGISTERED PUBLICATIONS**  
**(2010-11 TO 2016-17)**

<b>Year (Ending)</b>	<b>Dailies</b>	<b>Tri/Bi-Weeklies</b>	<b>Weeklies</b>	<b>Others</b>	<b>Total</b>	<b>% of growth over previous years</b>
2010-11	10,205	394	27,321	44,302	82,222	6.27
2011-12	10,908	396	28,819	46,631	86,754	5.51
2012-13	12,109	402	31,280	50,276	94,067	8.43
2013-14	13,350	411	33,170	52,729	99,660	5.95
2014-15	14,573	411	34,991	55,468	1,05,443	5.80
2015-16	15,723	413	36,635	58,080	1,10,851	5.13
<b>2016-17</b>	<b>16,580</b>	<b>413</b>	<b>37,829</b>	<b>59,998</b>	<b>1,14,820</b>	<b>3.58</b>

**NUMBER OF REGISTERED PUBLICATIONS  
(2010-11 To 2016-17)  
(Table 2.1)**



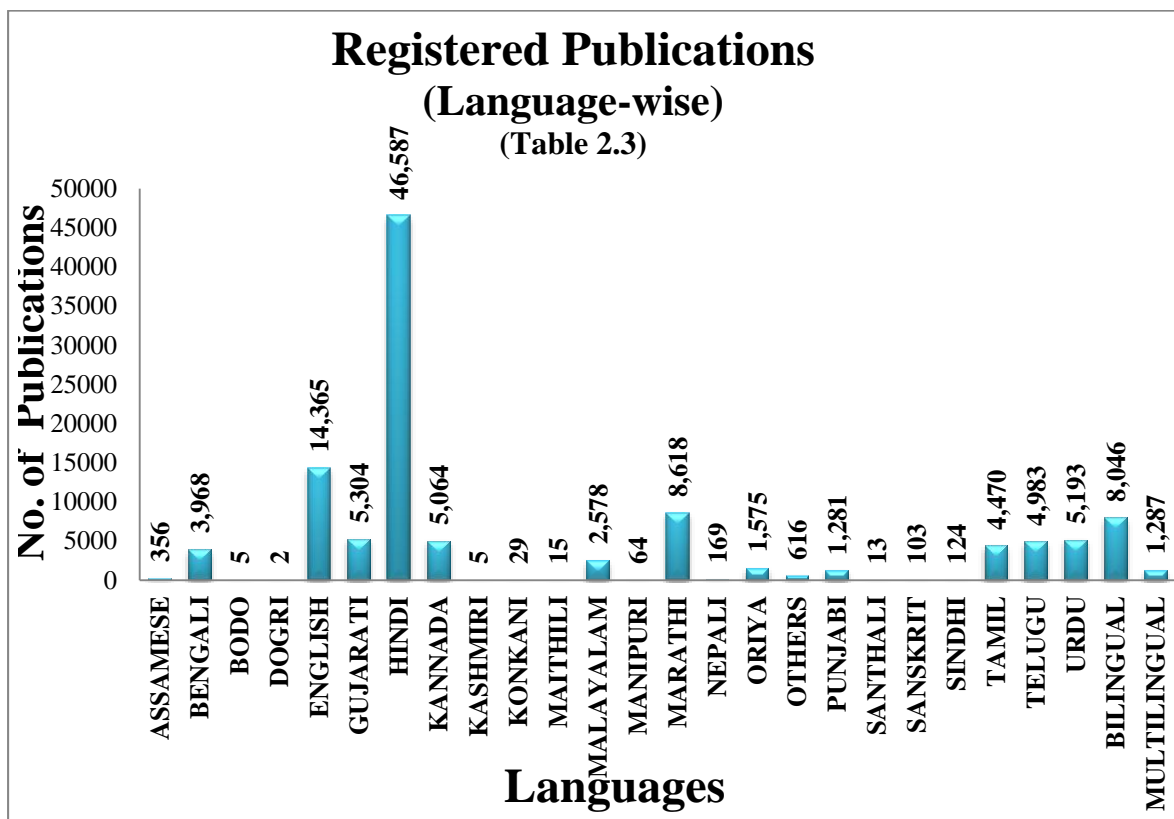
**TABLE 2.2**  
**NUMBER OF PUBLICATIONS REGISTERED**  
**DURING 1.4.2016 TO 31.3.2017**  
**(Language & Periodicity-wise)**

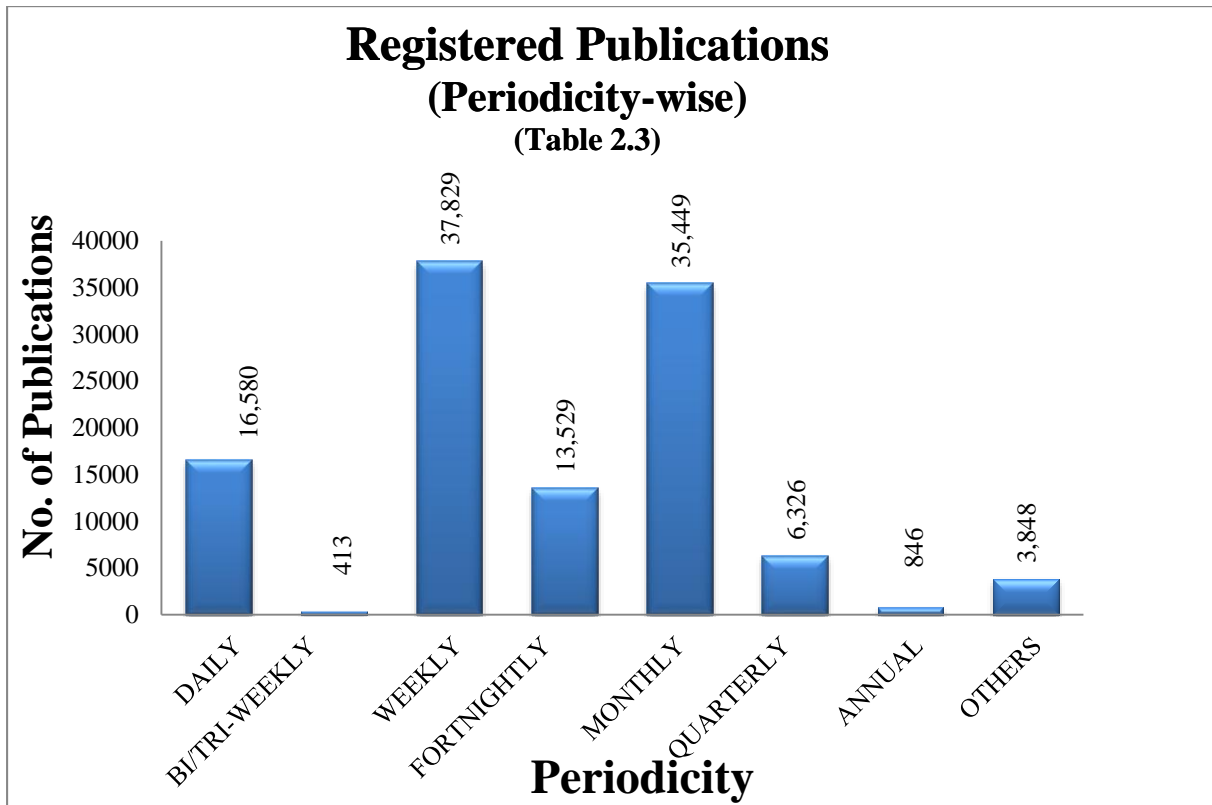
Language	Daily	Bi/Tri Weekly	Weekly	Fortnightly	Monthly	Quarterly	Annual	Others	Total
Assamese	1	0	1	0	1	0	0	1	4
Bengali	3	0	13	4	6	2	0	2	30
Bodo	0	0	0	0	0	0	0	0	0
Dogri	0	0	0	0	0	0	0	0	0
English	60	0	42	16	112	22	3	30	285
Gujarati	31	0	98	28	28	1	1	2	189
Hindi	442	0	684	129	672	65	7	35	2034
Kannada	32	0	17	33	95	0	0	2	179
Kashmiri	0	0	0	0	0	0	0	0	0
Konkani	1	0	0	0	0	1	0	0	2
Maithili	0	0	0	0	0	0	0	0	0
Malayalam	7	0	3	2	20	3	0	3	38
Manipuri	0	0	0	0	0	0	0	0	0
Marathi	31	0	170	12	29	8	6	6	262
Nepali	0	0	0	0	0	0	0	0	0
Odia	6	0	13	10	10	1	0	2	42
Others	5	0	0	0	1	2	0	2	10
Punjabi	7	0	5	2	3	0	0	1	18
Santhali	1	0	0	0	0	0	0	0	1
Sanskrit	4	0	1	0	1	0	0	0	6
Sindhi	0	0	0	0	0	0	0	0	0
Tamil	14	0	17	12	98	3	0	1	145
Telugu	78	0	19	12	98	1	0	8	216
Urdu	122	0	37	7	15	5	0	1	187
Bilingual	21	0	78	35	152	13	2	12	313
Multilingual	3	0	10	3	12	9	1	8	46
<b>Total</b>	<b>869</b>	<b>0</b>	<b>1208</b>	<b>305</b>	<b>1353</b>	<b>136</b>	<b>20</b>	<b>116</b>	<b>4007</b>



**TABLE 2.3**  
**NUMBER OF REGISTERED PUBLICATIONS AS ON 31.03.2017**  
**(Language and Periodicity wise)**

Language	Daily	Bi/Tri-weekly	Weekly	Fortnightly	Monthly	Quarterly	Annual	Others	Total
Assamese	55	7	111	47	102	17	1	16	356
Bengali	193	19	854	860	1060	647	38	297	3968
Bodo	3	0	0	0	1	1	0	0	5
Dogri	1	0	0	1	0	0	0	0	2
English	1363	62	2042	1247	5593	2031	335	1692	14365
Gujarati	619	19	2425	613	1401	111	18	98	5304
Hindi	7194	132	19848	5852	11243	1600	88	630	46587
Kannada	852	6	961	951	2131	94	4	65	5064
Kashmiri	1	0	2	1	0	1	0	0	5
Konkani	2	0	6	3	15	3	0	0	29
Maithili	4	0	0	2	3	3	0	3	15
Malayalam	364	9	248	217	1514	115	23	88	2578
Manipuri	21	0	12	5	13	7	0	6	64
Marathi	1141	26	4806	580	1494	231	181	159	8618
Nepali	16	1	91	7	28	18	0	8	169
Oriya	186	3	403	238	535	151	11	48	1575
Others	100	17	107	38	244	81	1	28	616
Punjabi	183	16	464	144	400	47	1	26	1281
Santhali	4	0	1	4	3	1	0	0	13
Sanskrit	22	0	14	10	29	20	0	8	103
Sindhi	14	0	44	11	41	11	0	3	124
Tamil	494	46	593	564	2622	73	14	64	4470
Telugu	1446	5	663	620	2101	58	3	87	4983
Urdu	1897	16	1897	465	767	114	5	32	5193
Bilingual	365	23	1948	920	3535	746	96	413	8046
Multilingual	40	6	289	129	574	145	27	77	1287
<b>Total</b>	<b>16580</b>	<b>413</b>	<b>37829</b>	<b>13529</b>	<b>35449</b>	<b>6326</b>	<b>846</b>	<b>3848</b>	<b>114820</b>

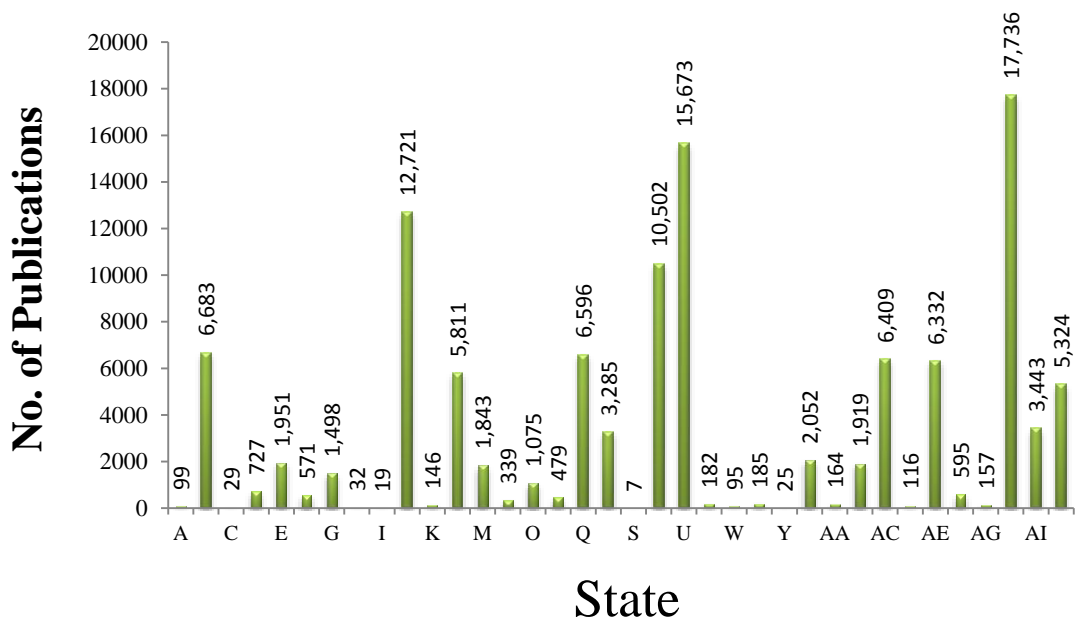




**TABLE 2.4**  
**TOTAL NUMBER OF REGISTERED PUBLICATIONS AS ON 31.03.2017**  
**(State/U.T's & Periodicity Wise)**

State/UT's	Daily	Bi/Tri-Weekly	Weekly	Fortnightly	Monthly	Quarterly	Annual	Others	Total
Andaman & Nicobar Islands	23	0	31	23	18	2	0	2	99
Andhra Pradesh	1773	9	1182	795	2579	185	8	152	6683
Arunachal Pradesh	10	1	11	0	5	2	0	0	29
Assam	147	20	247	83	165	33	5	27	727
Bihar	545	33	693	182	355	96	3	44	1951
Chandigarh	81	2	142	39	209	53	7	38	571
Chhattisgarh	294	2	565	105	413	87	4	28	1498
Dadra & Nagar Haveli	14	0	7	9	2	0	0	0	32
Daman & Diu	14	0	2	3	0	0	0	0	19
Delhi	1165	59	2483	1550	5305	1219	137	803	12721
Goa	28	0	28	17	53	13	1	6	146
Gujarat	729	17	2558	664	1543	148	11	141	5811
Haryana	237	11	621	303	492	104	10	65	1843
Himachal Pradesh	39	0	126	36	84	35	5	14	339
Jammu & Kashmir	326	4	508	84	105	21	2	25	1075
Jharkhand	130	0	105	55	138	43	1	7	479
Karnataka	1042	17	1248	1127	2758	233	12	159	6596
Kerala	378	10	288	257	1890	229	45	188	3285
Lakshadweep	0	0	3	2	1	1	0	0	7
Madhya Pradesh	1378	8	4196	496	3851	363	18	192	10502
Maharashtra	1640	54	7177	1157	3850	858	327	610	15673
Manipur	71	3	20	12	49	9	5	13	182
Meghalaya	16	4	35	7	20	6	2	5	95
Mizoram	52	15	41	8	52	9	0	8	185
Nagaland	9	0	11	1	2	2	0	0	25
Orissa	243	4	476	286	696	234	29	84	2052
Pondicherry	16	1	35	18	63	22	1	8	164
Punjab	278	14	663	231	580	75	18	60	1919
Rajasthan	867	22	1576	2359	1216	227	21	121	6409
Sikkim	19	2	84	1	4	3	0	3	116
Tamil Nadu	553	57	853	758	3604	272	46	189	6332
Telangana	200	0	73	58	242	11	2	9	595
Tripura	38	2	83	12	15	5	0	2	157
Uttar Pradesh	3521	24	8670	1390	3018	716	51	346	17736
Uttarakhand	398	7	2005	373	486	102	12	60	3443
West Bengal	306	11	983	1028	1586	908	63	439	5324
<b>Total</b>	<b>16580</b>	<b>413</b>	<b>37829</b>	<b>13529</b>	<b>35449</b>	<b>6326</b>	<b>846</b>	<b>3848</b>	<b>114820</b>

**REGISTERED PUBLICATIONS AS ON 31.03.2017**  
**(State/U.T's & Periodicity Wise)**  
**(Table 2.3)**



- |                               |                      |                    |                    |
|-------------------------------|----------------------|--------------------|--------------------|
| A - ANDAMAN & NICOBAR ISLANDS | K - GOA              | R - KERALA         | Z - ODISHA         |
| B - ANDHRA PRADESH            | L - GUJARAT          | S - LAKSHADWEEP    | AA - PUDUCHERRY    |
| C - ARUNACHAL PRADESH         | M - HARYANA          | T - MADHYA PRADESH | AB - PUNJAB        |
| D - ASSAM                     | N - HIMACHAL PRADESH | U - MAHARASHTRA    | AC - RAJASTHAN     |
| E - BIHAR                     | O - JAMMU & KASHMIR  | V - MANIPUR        | AD - SIKKIM        |
| F - CHANDIGARH                | P - JHARKHAND        | W - MEGHALAYA      | AE - TAMIL NADU    |
| G - CHATTISGARH               | Q - KARNATAKA        | X - MIZORAM        | AF - TELANGANA     |
| H - DADRA & NAGAR HAVELI      |                      | Y - NAGALAND       | AG - TRIPURA       |
| I - Daman & Diu               |                      |                    | AH - UTTAR PRADESH |
| J - DELHI                     |                      |                    | AI - UTTARAKHAND   |
|                               |                      |                    | AJ - WEST BENGAL   |

**TABLE 2.5**  
**TOTAL NUMBER OF REGISTERED PUBLICATIONS AS ON 31/03/2017**  
**(STATES/UT'S & LANGUAGE WISE)**

State/U.T's	Assamese	Bengali	Bilingual	Bodo	Dogri	English	Gujarati	Hindi
Andaman & Nicobar Islands	0	7	9	0	0	49	0	16
Andhra Pradesh	2	7	402	0	0	907	5	87
Arunachal Pradesh	0	0	0	0	0	20	0	1
Assam	336	132	34	4	0	124	0	31
Bihar	1	7	51	0	0	101	0	1493
Chandigarh	0	0	56	0	0	278	0	138
Chhattisgarh	0	3	53	0	0	41	0	1377
Dadra & Nagar Haveli	0	0	3	0	0	6	6	17
Daman & Diu	0	0	0	0	0	3	8	6
Delhi	9	38	1608	0	0	4166	18	5555
Goa	0	0	17	0	0	59	1	4
Gujarat	0	1	201	0	0	296	4876	259
Haryana	0	0	193	0	0	167	0	1416
Himachal Pradesh	0	0	42	0	0	51	0	230
Jharkhand	0	6	31	0	0	52	0	323
Jammu Kashmir	0	0	91	0	1	453	0	108
Karnataka	0	0	357	0	0	803	2	80
Kerala	0	2	344	0	0	403	1	15
Lakshadweep	0	0	1	0	0	0	0	0
Madhya Pradesh	0	0	439	0	0	269	4	9629
Maharashtra	2	15	1166	0	1	2559	360	2111
Manipur	0	0	51	0	0	26	0	2
Meghalaya	0	2	13	0	0	29	0	4
Mizoram	0	0	10	0	0	7	0	0
Nagaland	0	0	1	0	0	19	0	0
Orissa	1	1	154	1	0	204	1	43
Pondicherry	0	1	21	0	0	21	2	1
Punjab	0	1	164	0	0	174	0	421
Rajasthan	0	1	438	0	0	193	1	5650
Sikkim	0	0	3	0	0	22	0	5
Tamil Nadu	2	3	787	0	0	1009	4	64
Telangana	0	0	30	0	0	59	0	12
Tripura	0	121	9	0	0	19	0	1
Uttar Pradesh	0	12	825	0	0	860	3	14140
Uttarakhand	1	1	169	0	0	143	2	2990
West Bengal	2	3607	273	0	0	773	10	358
<b>Total</b>	<b>356</b>	<b>3968</b>	<b>8046</b>	<b>5</b>	<b>2</b>	<b>14365</b>	<b>5304</b>	<b>46587</b>

**TABLE 2.5 (Continued)**  
**TOTAL NUMBER OF REGISTERED PUBLICATIONS AS ON 31/03/2017**  
**(STATES/UT'S & LANGUAGE WISE)**

State/U.T's	Kannada	Kashmiri	Konkani	Maithili	Malayalam	Manipuri	Marathi	Multi-Lingual	Nepali
Andaman & Nicobar Islands	0	0	0	0	1	0	0	1	0
Andhra Pradesh	11	0	0	0	6	0	9	60	0
Arunachal Pradesh	0	0	0	0	0	7	0	0	0
Assam	0	0	0	0	0	8	0	11	3
Bihar	0	0	0	6	0	0	0	12	0
Chandigarh	0	0	0	0	0	0	0	19	0
Chhattisgarh	0	0	0	0	1	0	3	1	0
Dadra & Nagar Haveli	0	0	0	0	0	0	0	0	0
Daman & Diu	0	0	0	0	0	0	1	0	0
Delhi	12	0	0	5	29	0	15	139	12
Goa	4	0	4	0	0	0	35	6	0
Gujarat	0	0	1	0	4	0	25	96	1
Haryana	0	0	0	0	0	0	0	22	1
Himachal Pradesh	0	0	0	0	0	0	0	4	0
Jharkhand	0	0	0	0	0	0	0	9	1
Jammu Kashmir	0	5	0	0	0	0	0	11	0
Karnataka	4967	0	16	0	18	0	32	50	0
Kerala	12	0	2	0	2418	0	2	47	0
Lakshadweep	0	0	0	0	6	0	0	0	0
Madhya Pradesh	0	0	0	0	2	0	10	40	2
Maharashtra	35	0	5	2	42	0	8474	365	11
Manipur	0	0	0	0	0	47	0	16	0
Meghalaya	0	0	0	0	0	0	0	1	0
Mizoram	0	0	0	0	0	0	0	7	0
Nagaland	0	0	0	0	0	0	0	0	0
Orissa	1	0	1	0	1	1	1	34	2
Pondicherry	0	0	0	0	1	0	2	4	0
Punjab	0	0	0	0	1	0	0	108	0
Rajasthan	1	0	0	0	2	0	2	35	0
Sikkim	0	0	0	0	0	0	0	0	83
Tamil Nadu	19	0	0	0	42	0	4	68	1
Telangana	0	0	0	0	0	0	0	16	0
Tripura	0	0	0	0	0	1	0	2	0
Uttar Pradesh	0	0	0	0	0	0	2	31	0
Uttarakhand	1	0	0	0	1	0	1	9	5
West Bengal	1	0	0	2	3	0	0	63	47
<b>Total</b>	<b>5064</b>	<b>5</b>	<b>29</b>	<b>15</b>	<b>2578</b>	<b>64</b>	<b>8618</b>	<b>1287</b>	<b>169</b>

**TABLE 2.5 (Continued)**  
**TOTAL NUMBER OF REGISTERED PUBLICATIONS AS ON 31/03/2017**  
**(STATES/UT'S & LANGUAGE WISE)**

State/U.T's	Odia	Punjabi	Santhali	Sanskrit	Sindhi	Tamil	Telugu	Urdu	Others	Total
Andaman & Nicobar Islands	0	0	0	0	0	13	2	1	0	99
Andhra Pradesh	6	2	1	0	2	11	4455	707	3	6683
Arunachal Pradesh	0	0	0	0	0	0	0	0	1	29
Assam	0	0	0	0	0	0	0	8	36	727
Bihar	0	2	0	2	0	0	0	252	24	1951
Chandigarh	0	76	0	1	0	0	0	3	0	571
Chhattisgarh	0	0	0	0	0	0	0	14	5	1498
Dadra & Nagar Haveli	0	0	0	0	0	0	0	0	0	32
Daman & Diu	0	0	0	1	0	0	0	0	0	19
Delhi	18	189	0	13	6	19	18	811	41	12721
Goa	0	0	0	0	0	0	1	0	15	146
Gujarat	3	0	0	6	25	1	2	14	0	5811
Haryana	0	20	0	2	0	0	0	21	1	1843
Himachal Pradesh	0	2	0	2	0	0	0	6	2	339
Jharkhand	2	0	4	1	0	0	0	42	8	479
Jammu Kashmir	0	4	0	0	0	0	0	395	7	1075
Karnataka	0	0	0	2	1	50	15	183	20	6596
Kerala	1	0	0	2	0	22	2	0	12	3285
Lakshadweep	0	0	0	0	0	0	0	0	0	7
Madhya Pradesh	0	0	0	10	9	0	0	86	2	10502
Maharashtra	4	12	0	8	52	43	14	385	7	15673
Manipur	0	0	0	0	0	0	0	0	40	182
Meghalaya	0	0	0	0	0	0	0	1	45	95
Mizoram	0	0	0	0	0	0	0	0	161	185
Nagaland	0	0	0	0	0	0	0	0	5	25
Orissa	1515	2	5	8	1	1	2	8	64	2052
Pondicherry	3	0	0	1	0	103	1	0	3	164
Punjab	1	940	0	1	0	1	1	106	0	1919
Rajasthan	0	5	0	4	22	0	0	29	26	6409
Sikkim	0	0	0	0	0	0	0	2	1	116
Tamil Nadu	2	3	0	2	0	4202	87	20	1	6332
TELENGANA	0	0	0	0	0	1	380	96	13	595
Tripura	0	0	0	0	0	0	0	0	4	157
Uttar Pradesh	1	7	0	26	6	0	1	1792	30	17736
Uttarakhand	1	9	0	3	0	1	0	92	14	3443
West Bengal	18	8	3	8	0	2	2	119	25	5324
<b>Total</b>	<b>1575</b>	<b>1281</b>	<b>13</b>	<b>103</b>	<b>124</b>	<b>4470</b>	<b>4983</b>	<b>5193</b>	<b>616</b>	<b>114820</b>

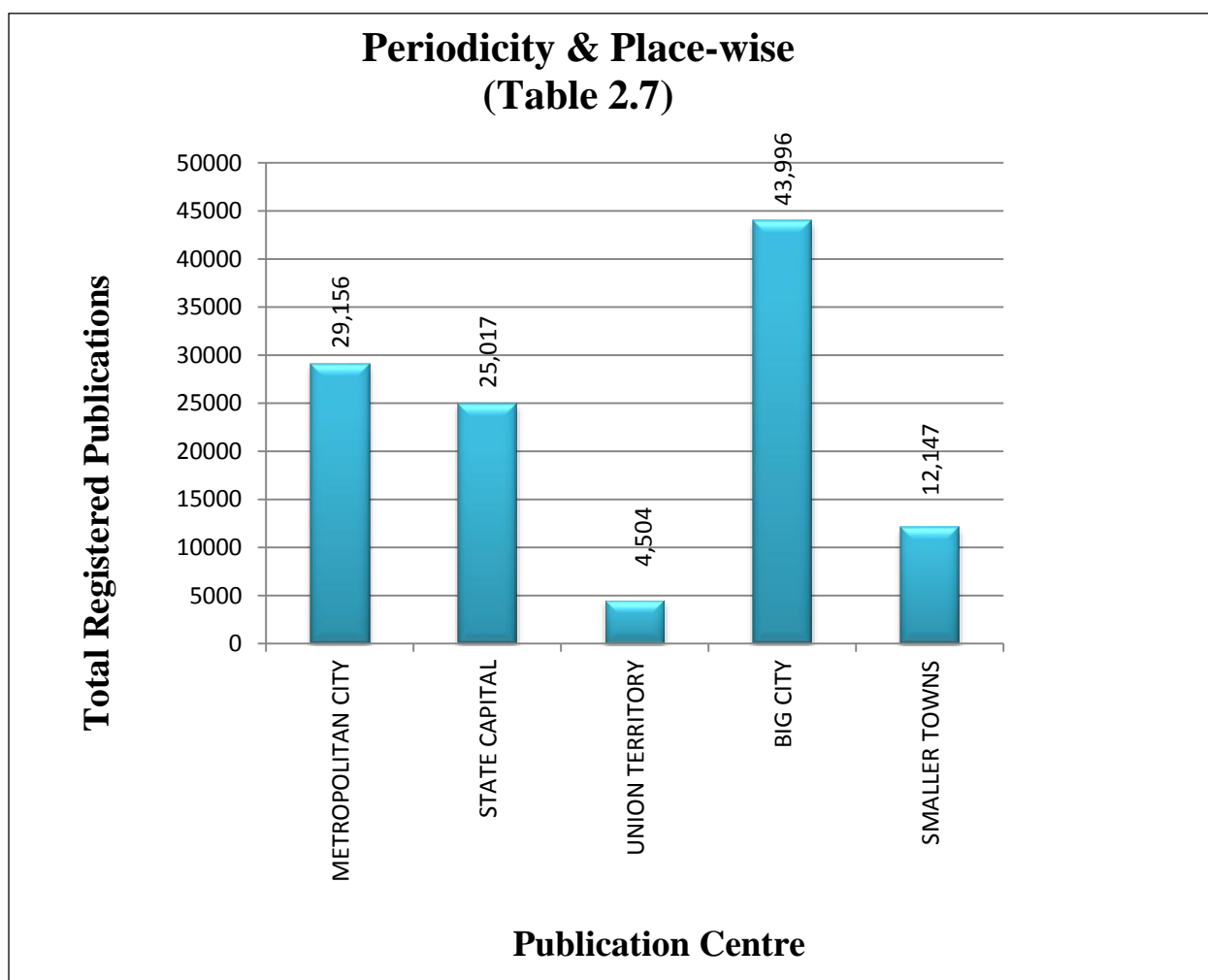


**TABLE 2.6**  
**GEOGRAPHICAL CONCENTRATION OF PUBLICATIONS AS ON 31.03.2017**  
**(LANGUAGE AND PLACE-WISE)**

Language	Metropolitan City	State Capital	Union Territory	Big City	Smaller Towns	Total
Assamese	21	149	7	106	73	<b>356</b>
Bengali	1444	175	24	1471	854	<b>3968</b>
Bilingual	2738	1664	286	2762	596	<b>8046</b>
Bodo	2	0	0	1	2	<b>5</b>
Dogri	1	0	0	0	1	<b>2</b>
English	7514	2866	619	2908	458	<b>14365</b>
Gujarati	809	619	80	3162	634	<b>5304</b>
Hindi	8512	12312	2448	17364	5951	<b>46587</b>
Kannada	419	2306	262	1724	353	<b>5064</b>
Kashmiri	1	3	0	1	0	<b>5</b>
Konkani	6	5	0	18	0	<b>29</b>
Maithili	2	0	0	13	0	<b>15</b>
Malayalam	208	493	49	1289	539	<b>2578</b>
Manipuri	0	45	1	11	7	<b>64</b>
Marathi	2065	233	94	5282	944	<b>8618</b>
Multilingual	367	196	41	545	138	<b>1287</b>
Nepali	21	41	2	56	49	<b>169</b>
Oriya	134	345	26	825	245	<b>1575</b>
Others	70	253	19	164	110	<b>616</b>
Punjabi	232	26	79	778	166	<b>1281</b>
Santhali	8	2	0	2	1	<b>13</b>
Sanskrit	24	20	7	43	9	<b>103</b>
Sindhi	28	26	0	58	12	<b>124</b>
Tamil	2712	378	133	1053	194	<b>4470</b>
Telugu	650	915	165	2853	400	<b>4983</b>
Urdu	1168	1945	162	1507	411	<b>5193</b>
<b>Total</b>	<b>29156</b>	<b>25017</b>	<b>4504</b>	<b>43996</b>	<b>12147</b>	<b>114820</b>

**TABLE 2.7**  
**GEOGRAPHICAL CONCENTRATION OF PUBLICATIONS AS ON 31.03.2017**  
**(PERIODICITY AND PLACE-WISE)**

Center	Daily	Tri/Bi Weekly	Weekly	Others	Total
Metropolitan City	2066	138	11266	15686	<b>29156</b>
State Capital	3397	88	10356	11176	<b>25017</b>
Union Territory	1181	12	810	2501	<b>4504</b>
Big City	8187	109	10818	24882	<b>43996</b>
Smaller Towns	1749	66	4579	5753	<b>12147</b>
<b>Total</b>	<b>16580</b>	<b>413</b>	<b>37829</b>	<b>59998</b>	<b>114820</b>



**TABLE 2.8**  
**CITIES WITH 100 OR MORE PUBLICATIONS**  
**(LANGUAGE & PERIODICITY WISE)**

Cities	Dailies				Weeklies			
	English	Hindi	Others	Total	English	Hindi	Others	Total
Agra	2	45	9	56	2	126	15	143
Ahmadnagar	0	1	22	23	0	1	134	135
Ahmadabad	26	13	80	119	21	21	343	385
Ajmer	0	25	3	28	0	46	23	69
Aligarh	0	28	7	35	4	120	17	141
Allahabad	15	74	20	109	10	70	15	95
Amravati	1	5	32	38	1	19	147	167
Amritsar	0	8	6	14	2	6	68	76
Aurangabad	0	8	62	70	8	28	218	254
Bangalore	30	2	199	231	74	6	380	460
Bareilly	3	29	5	37	3	77	45	125
Baroda	1	3	24	28	3	1	44	48
Bhavnagar	0	0	16	16	0	0	129	129
Bhopal	14	275	20	309	24	1201	30	1255
Bhubaneswar	6	4	41	51	7	0	60	67
Bikaner	0	24	1	25	0	45	0	45
Bulandshaher	0	10	3	13	1	80	17	98
Burdwan	0	0	9	9	0	3	61	64
Chandigarh	17	22	11	50	42	23	44	109
Chennai	34	5	366	405	125	4	614	743
Cochin	3	0	28	31	6	0	29	35
Coimbatore	10	0	19	29	4	0	22	26
Cuttack	3	0	18	21	5	0	46	51
Dehradun	7	108	17	132	29	815	58	902
Delhi	99	416	205	720	268	1121	384	1773
Ernakulum	3	0	24	27	7	0	38	45
Faridabad	0	51	0	51	8	81	5	94
Ghaziabad	0	47	4	51	7	273	15	295
Gorakhpur	0	68	10	78	0	247	13	260
Guntur	0	0	44	44	0	0	45	45
Guwahati	11	6	16	33	10	3	60	73
Gwalior	2	85	3	90	1	162	5	168
Haridwar	2	28	3	33	1	125	1	127
Hyderabad	98	14	300	412	104	13	413	530
Indore	4	76	5	85	3	655	36	694
Jabalpur	1	39	3	43	2	64	6	72
Jaipur	6	162	21	189	12	412	25	449
Jalandhar	6	52	24	82	1	18	37	56
Jammu	51	23	33	107	48	15	104	167
Jhansi	0	28	2	30	0	132	12	144
Jodhpur	1	31	3	35	4	73	6	83

**TABLE 2.8 (Continued.)**  
**CITIES WITH 100 OR MORE PUBLICATIONS**  
**(LANGUAGE & PERIODICITY WISE)**

Cities	Dailies				Weeklies			
	English	Hindi	Others	Total	English	Hindi	Others	Total
Kanpur	8	84	45	137	10	393	155	558
Khurda	4	0	22	26	5	1	62	68
Kolhapur	0	1	28	29	0	1	104	105
Kolkata	35	44	80	159	107	108	255	470
Kota	0	29	0	29	0	48	0	48
Kottayam	0	0	28	28	2	0	53	55
Latur	0	0	33	33	1	12	144	157
Lucknow	31	526	220	777	61	1655	227	1943
Ludhiana	0	7	29	36	8	28	108	144
Madurai	3	0	25	28	5	0	26	31
Meerut	0	50	7	57	2	396	26	424
Moradabad	1	15	9	25	5	104	29	138
Mumbai	52	69	173	294	287	300	546	1133
Muzaffarnagar	0	30	1	31	0	129	5	134
Mysore	9	0	45	54	6	1	67	74
Nagpur	3	24	28	55	11	66	115	192
Patiala	2	3	41	46	5	14	129	148
Patna	6	188	52	246	12	205	41	258
Pune	11	7	61	79	26	16	251	293
Raipur	3	67	5	75	2	76	4	82
Rajkot	1	0	22	23	0	0	107	107
Saharanpur	2	27	3	32	3	242	30	275
Solapur	0	1	27	28	0	13	218	231
Srinagar	31	1	61	93	29	0	77	106
Surat	5	8	36	49	1	9	65	75
Thane	2	21	44	67	22	103	244	369
Trivandrum	3	0	33	36	3	0	44	47
Ujjain	0	36	0	36	0	201	1	202
Varanasi	2	41	8	51	4	119	10	133
<b>Total</b>	<b>746</b>	<b>3177</b>	<b>3084</b>	<b>7007</b>	<b>1641</b>	<b>10646</b>	<b>7272</b>	<b>22940</b>

**TABLE 2.8 (Continued)**  
**CITIES WITH 100 OR MORE PUBLICATIONS**  
**(LANGUAGE & PERIODICITY WISE)**

Cities	Others				Total			
	English	Hindi	Others	Total	English	Hindi	Others	Total
Agra	14	162	15	191	18	333	39	390
Ahmadnagar	3	3	83	89	3	5	239	247
Ahmadabad	78	37	743	858	125	71	1166	1362
Ajmer	7	186	56	249	7	257	82	346
Aligarh	15	80	36	131	19	228	60	307
Allahabad	100	218	55	373	125	362	90	577
Amravati	3	5	46	54	5	29	225	259
Amritsar	29	26	146	201	31	40	220	291
Aurangabad	15	15	73	103	23	51	353	427
Bangalore	409	26	1519	1954	0	34	2098	7422
Bareilly	5	48	10	63	11	154	60	225
Baroda	34	2	90	126	38	6	158	202
Bhavnagar	3	4	67	74	3	4	212	219
Bhopal	51	1630	119	1800	89	3106	169	3364
Bhubaneswar	33	0	146	179	46	4	247	297
Bikaner	7	188	19	214	7	257	20	284
Bulandshahr	2	73	21	96	3	163	41	207
Burdwan	8	8	249	265	8	11	319	338
Chandigarh	168	48	81	297	227	93	136	456
Chennai	813	52	2731	3596	972	61	3711	4744
Cochin	46	1	121	168	55	1	178	234
Coimbatore	37	0	165	202	51	0	206	257
Cuttack	38	4	314	356	46	4	378	428
Dehradun	44	257	57	358	80	1180	132	1392
Delhi	2120	2405	1598	6123	2487	3942	2187	8616
Ernakulum	73	2	211	286	83	2	273	358
Faridabad	22	57	24	103	30	189	29	248
Ghaziabad	42	175	57	274	49	495	76	620
Gorakhpur	2	90	12	104	2	405	35	442
Guntur	16	0	163	179	16	0	252	268
Guwahati	25	3	98	126	46	12	174	232
Gwalior	6	123	10	139	9	370	18	397
Haridwar	0	39	9	48	3	192	13	208
Hyderabad	385	31	794	1210	587	58	1507	2152
Indore	41	497	88	626	48	1228	129	1405
Jabalpur	9	63	19	91	12	166	28	206
Jaipur	49	926	176	1151	67	1500	222	1789
Jalandhar	11	21	92	124	18	91	153	262
Jammu	46	22	35	103	145	60	172	377
Jhansi	5	64	6	75	5	224	20	249
Jodhpur	33	188	51	272	38	292	60	390

**TABLE 2.8**  
**CITIES WITH 100 OR MORE PUBLICATIONS**  
**(LANGUAGE & PERIODICITY WISE)**

Cities	Others				Total			
	English	Hindi	Others	Total	English	Hindi	Others	Total
Kanpur	37	304	143	484	55	781	343	1179
Khurda	22	2	125	149	31	3	209	243
Kolhapur	4	2	113	119	4	4	245	253
Kolkata	711	191	1488	2390	853	343	1823	3019
Kota	7	182	9	198	7	259	9	275
Kottayam	31	2	228	261	33	2	309	344
Latur	0	1	24	25	1	13	201	215
Lucknow	123	931	202	1256	215	3112	649	3976
Ludhiana	54	44	195	293	62	79	332	473
Madurai	16	1	215	232	24	1	266	291
Meerut	46	218	44	308	48	664	77	789
Moradabad	6	59	30	95	12	178	68	258
Mumbai	1987	500	1625	4112	2326	869	2344	5539
Muzaffarnagar	34	67	12	113	34	226	18	278
Mysore	20	2	139	161	35	3	251	289
Nagpur	42	51	129	222	56	141	272	469
Nellore	4	0	154	158	5	0	210	215
Patiala	23	9	87	119	30	26	257	313
Patna	35	248	61	344	53	641	154	848
Pune	119	29	527	675	156	52	839	1047
Raipur	3	156	13	172	8	299	22	329
Rajkot	9	0	154	163	10	0	283	293
Saharanpur	10	134	50	194	15	403	83	501
Solapur	1	3	66	70	1	17	311	329
Srinagar	21	1	26	48	81	2	164	247
Surat	3	10	99	112	9	27	200	236
Thane	58	54	126	238	82	178	414	674
Trivandrum	57	1	304	362	63	1	381	445
Ujjain	1	106	7	114	1	343	8	352
Varanasi	23	146	43	212	29	306	61	396
<b>Total</b>	<b>10350</b>	<b>13217</b>	<b>20955</b>	<b>44522</b>	<b>12848</b>	<b>28863</b>	<b>33913</b>	<b>60481</b>