

## **CHAPTER – 2**

### **ANALYSIS OF REGISTERED PUBLICATIONS**

**2.1.1.** The number of publications registered with the Registrar of Newspapers for India has maintained a rising trend. There were 1,05,443 registered publications as on 31-03-2015. A total number of 5,423 new publications were registered and 15 publications were ceased during the period from 01-04-2015 to 31-03-2016 there by raising the total numbers to 1,10,851 on 31<sup>st</sup> March,2016 showing a net increase of 5.13 per cent over the previous year. (Table 2.1)

**2.1.2.** There were 15,723 registered Dailies and 413 Tri/Bi-Weeklies in 2015-16, as against 14,573 Dailies and 411 Tri and Bi Weeklies in 2014-15. Total number of Dailies, taken together with Tri/Bi-Weeklies, has increased by 1,152 or 7.68 per cent during the reporting year. (Table 2.1)

**2.1.3.** State-wise analysis reveals that there has been an increase in the number of publications in all States and Union Territories except Nagaland and Lakshadweep. (Table 2.4)

**2.1.4.** The pattern of growth of publications in the country during the last six years is given in Table 2.1. It reveals a growth of 5.13 per cent in the total number of publications published in the country over the previous year.

### **PROFILE OF NEW PUBLICATIONS**

**2.2.1.** Out of 5,423 publications registered during the period 2015-16, 1,152 were Dailies, 2 Tri and Bi Weeklies, 1,647 Weeklies, 481 Fortnightlies, 1,833 Monthlies, 199 Quarterlies, 28 Annuals and 81 of other periodicities. (Table 2.2)

**2.2.2.** In 2015-16, new publications were registered in all the main languages except Bodo, Dogri, Kashmiri, and Sindhi. The largest numbers, 2069 were brought out and registered in Hindi, followed by 564 in Marathi and 457 in Telugu. (Table 2.2)

### **CEASED PUBLICATIONS**

**2.3.** A total number of 15 registered publications were ceased during the period 2015-16. These include 11 publications in Delhi, 02 in Chhattisgarh, 01 in Maharashtra, 01 in Madhya Pradesh. A total number of 22 registered publications were deregistered during the period 2015-16. All of these were from Maharashtra.

## DAILIES

**2.4.1.** The total number of Daily publications in 2015-16 increased to 15,723 as compared to previous year's 14,573 i.e. an increase by 1,150 in numbers or 7.9 in percentage terms. Daily publications were brought out in almost all main languages of the country. Hindi Dailies topped the list with 6,755. Other languages in which more than 100 Daily publications were brought out were (i) Urdu (1,775), (ii) Telugu (1,368), (iii) English (1,304), (iv) Marathi (1,116), (v) Kannada (820), (vi) Gujarati (589), (vii) Tamil (480), (viii) Malayalam (357), (ix) Bilingual (344), (x) Bengali (190), (xi) Oriya (181) and (xii) Punjabi (176). (Table 2.3)

**2.4.2.** Tri or Bi-Weekly publications, which are akin to Dailies in dissemination of news, totaled 413 with Hindi at the top with 132 followed by English (62), Tamil (46), Marathi (26), Bilingual (23), Gujarati (19), Bengali (19), Urdu (16) and Punjabi (16). (Table 2.3)

## PERIODICALS

**2.5.** A total of 94,715 publications of various periodicities other than Dailies and Tri/Bi-Weeklies were on the records of the RNI in 2015-16. Out of these, 36,635 were Weeklies, 34,101 Monthlies, 13,228 Fortnightlies, 6,193 Quarterlies and 826 Annuals. There were 3,732 publications of other periodicities such as Bi-Monthly, Tri-Monthly, half-yearly etc. Weeklies and Monthlies appeared to be more popular, with their total number soaring to 70,736 accounting for 63.81% approx. of the total Periodicals. (Table 2.3)

## LANGUAGE-WISE ANALYSIS

**2.6.1.** Language wise analysis of registered publications shows that publications were registered in 173 languages and dialects in 2015-16. Apart from English and 22 other principal languages, listed in the Eighth Schedule of the Constitution, publications were registered in 150 other languages or dialects, mostly Indian and also in a few foreign languages. (Appendix II).

**2.6.2.** In 2015-16 also, the same trend can be noticed from the data of previous years that the highest number (44,557) of publications were registered in Hindi followed by English (14,083), Marathi (8,382), Gujarati (5,116), Urdu (5,006), Kannada (4,885), Telugu (4,768), Tamil (4,325), Bengali (3,938) and Malayalam (2,540). (Table 2.3)

**2.6.3.** Apart from Periodicals, published in one language, there were a significant number of publications brought out in two or more languages categorized as 'Bilingual' and 'multilingual'. At the end of 2015-16, there were 7,734 'Bilingual' and 1,241 'Multilingual' publications. (Table 2.3)

## STATE-WISE ANALYSIS

**2.7.1.** Uttar Pradesh with 16,984 registered publications retained its top position at the end of 2015-16. Maharashtra with 15,260 publications came next, followed by Delhi with (12,482), Madhya Pradesh (9,570), Andhra Pradesh (6,506), Karnataka (6,374), Rajasthan (6,238), Tamil Nadu (6,148), Gujarat (5,587), West Bengal (5,291), Uttarakhand (3,333), Kerala (3,226), Orissa (1,995), Bihar (1,912) Punjab (1,883), Haryana (1,783), Chhattisgarh (1,440) and J&K (1,055) were among other states having more than 1,000 publications registered. (Table 2.4)

**2.7.2.** In the category of Dailies also, Uttar Pradesh maintained its lead, with 3,234 Daily publications followed by Andhra Pradesh (1,710), Maharashtra (1,600), Madhya Pradesh (1,248), Delhi (1,108), Karnataka (1,010), Rajasthan (841), Gujarat (690), Tamil Nadu (537), Bihar (528), Uttarakhand (383), Kerala (371) and J&K (319). States having the publication of 200 or more Dailies were West Bengal (302), Chhattisgarh (272), Punjab (272), Orissa (235) and Haryana (226). Dailies were published from almost all States and Union Territories except Lakshadweep. (Table 2.4)

**2.7.3.** In 2015-16, nearly 63.81 per cent of Periodicals were Weeklies or Monthlies. The largest number of Weeklies were published from Uttar Pradesh (8,387), followed by Maharashtra (6,951), Madhya Pradesh (3,947), Gujarat (2,452) Delhi (2,427) Uttarakhand (1,949) Rajasthan (1,545) Karnataka (1,225) and Andhra Pradesh (1,161). States publishing more than 500 Weeklies were West Bengal (973), Tamil Nadu (827), Bihar (690), Punjab (649), Haryana (602) and Chhattisgarh (549). (Table 2.4)

**2.7.4.** The largest numbers of Monthlies were published from Delhi (5,211), followed by Maharashtra (3,775), Tamil Nadu (3,484), Madhya Pradesh (3,382), Uttar Pradesh (2,890), Karnataka (2,639), Andhra Pradesh (2,508), Kerala (1,857), West Bengal (1,577), Gujarat (1,508), and Rajasthan (1,176). States from where more than 500 Monthlies were brought out were Orissa (679), and Punjab (570). (Table 2.4)

**2.7.5.** The distinction for bringing out the highest number of publications in a single language went to Uttar Pradesh from where 13,583 publications were brought out in Hindi. Other states with over 5000 publications in Hindi were Madhya Pradesh (8,765), Rajasthan (5,511) and Delhi (5,431). (Table 2.5)

## CONCENTRATION

**2.8.** The Print Media tends to concentrate in certain important cities and towns, giving them eminence as major printing and publishing hubs, which can be classified as under:

- (i) Metropolitan Cities (Delhi, Kolkata, Mumbai and Chennai),
- (ii) State Capitals (other than the Metropolitan Cities),
- (iii) Union Territories,
- (iv) Big Cities, (having a population of more than 1,00,000) and
- (v) Small Towns. (having a population of less than 1,00,000).

## NUMERICAL ANALYSIS

**2.9.1.** At the end of 2015-16, the total numbers of publications registered from the four Metropolitan Cities were 28,912 accounting for 26.08 per cent of the all India total. State capitals were publishing 22,864 registered publications or 20.62 per cent of the total. Big cities published a total of 43,239 publications constituting 39.00 per cent. As many as 11,359 publications were brought out from small towns constituting 10.24 per cent of the total numbers where 4,477 as the Union Territories accounted for the remaining 4.03 per cent (approx). (Table 2.6)

**2.9.2.** Out of 15,723 Dailies, a total number of 2,013 Dailies were being brought out from the Metropolitan Cities and 2,968 from State Capitals. The Big Cities in various States published 7,992 Daily publications and the Small Towns brought out 1,580. The Union Territories published only 1,170 Dailies (Table 2.7).

## LANGUAGE-WISE ANALYSIS

**2.10.** Out of the total 14,083 publications in English language, 7,460 (53.00 per cent) were brought out from the four Metropolitan Cities. Other languages in which a large number of publications were brought out from the Metropolitan Cities were in Hindi, Tamil, Bengali, Urdu and Marathi. It was noticed that the Metropolitan-City, Delhi had a sizeable number of publications in Hindi while other main centers of Hindi publications were Big Cities and Small Towns other than State Capitals. Publications in Hindi and English were mainly published from State Capitals. Publications of Hindi, Marathi, English, Gujarati, Telugu and Bengali as well as Bilingual publications were centered in Big Cities. (Table 2.6)

## LONGEVITY

**2.11. BOMBAY SAMACHAR**, a Gujarati Daily, being published since 1822 from Mumbai was the oldest among existing publications in India. The 48 centenarians of the Indian Press including the Bombay Samachar are as under:

| S. No. | Title/ Periodicity/Language/Place  | Year of Launch |
|--------|--|----------------|
| 1.     | <i>Bombay Samachar</i> / Gujarati Daily/Mumbai   | 1822           |
| 2.     | <i>Christ Church School</i> /(Bombay Education Society Magazine)/Bilingual Annual/Mumbai | 1825           |
| 3.     | <i>Jam-E-Jamshed</i> /Gujarati Daily/Mumbai  | 1832           |
| 4.     | <i>The Times of India</i> /English Daily/Mumbai  | 1838           |
| 5.     | <i>Calcutta Review</i> /English Quarterly/Calcutta                                       | 1844           |
| 6.     | <i>Tirunelveli Diocesan Magazine</i> /Tamil Monthly/Tirunelveli                          | 1849           |
| 7.     | <i>The Examiner</i> /English Weekly/Mumbai   | 1850           |
| 8.     | <i>The Guardian</i> /English Fortnightly/Chennai   | 1851           |
| 9.     | <i>An Indian</i> /Portuguese Weekly/Margo  | 1861           |
| 10.    | <i>Kheda Vartman</i> /Gujarati Weekly/Kaira  | 1861           |
| 11.    | <i>Belgaum Samachar</i> /Marathi Weekly/Belgaum  | 1863           |
| 12.    | <i>Gujarat Mitra &amp; Gujarat Darpan</i> /Gujarati Daily/Surat                          | 1863           |
| 13.    | <i>Newman's Indian Bradshaw</i> /English Monthly/Kolkata                                 | 1865           |
| 14.    | <i>Pioneer</i> English Daily/Lucknow   | 1865           |
| 15.    | <i>Amrit Bazaar Patrika</i> /English Daily/Kolkata                                       | 1868           |
| 16.    | <i>Sethia Vartaman</i> /Bilingual Monthly/Madurai  | 1870           |
| 17.    | <i>U.S.I. Journal</i> /English Quarterly/Delhi   | 1870           |
| 18.    | <i>Indian Witness</i> /English Fortnightly/Delhi   | 1871           |
| 19.    | <i>Satya Shodhak</i> /Marathi Weekly/Ratnagiri   | 1871           |
| 20.    | <i>Subodha Patrika</i> /Bilingual Quarterly/Mumbai                                       | 1873           |
| 21.    | <i>Bihar Herald</i> /English Weekly/Patna  | 1874           |
| 22.    | <i>The Statesman</i> /English Daily/Kolkata  | 1875           |
| 23.    | <i>Satyanadam</i> /Bilingual Weekly/Kochi  | 1876           |
| 24.    | <i>Sub Staff</i> /English Monthly/Chennai  | 1876           |
| 25.    | <i>The Hindu</i> /English Daily/Chennai  | 1878           |
| 26.    | <i>Bharuch Samachar</i> /Gujarati Weekly/Bharuch   | 1879           |
| 27.    | <i>Prabodha Chandrika</i> /Marathi Weekly/Jalgaon  | 1880           |
| 28.    | <i>National Christian Council Review</i> /English Monthly/Mysore                         | 1880           |
| 29.    | <i>Achhkni Repeno</i> /Garo Monthly/Meghalaya  | 1881           |
| 30.    | <i>Kesari</i> /Marathi Daily/Poona   | 1881           |
| 31.    | <i>Maharatta</i> /English Annual/Poona   | 1881           |
| 32.    | <i>The Tribune</i> /English Daily/Chandigarh   | 1881           |
| 33.    | <i>Amaldar</i> /Gujarati Quarterly/Mumbai  | 1882           |
| 34.    | <i>Simhanad</i> /Marathi Monthly/Mumbai  | 1882           |
| 35.    | <i>Madras Christian College Magazine</i> /Bilingual Annual/Chennai                       | 1883           |
| 36.    | <i>Musheer-E-Deccan</i> /Urdu Daily/Hyderabad  | 1884           |
| 37.    | <i>Arya Gazette</i> /Urdu Weekly/Delhi   | 1884           |
| 38.    | <i>Shree Jain Dharma Prakash</i> /Gujarati Monthly/Bhavnagar                             | 1886           |
| 39.    | <i>Deepika</i> /Malayalam Daily/Kottayam   | 1887           |
| 40.    | <i>The New Leader</i> /English Weekly/Bangalore/Chennai                                  | 1887           |
| 41.    | <i>Capital</i> /English Weekly/Kolkata   | 1888           |

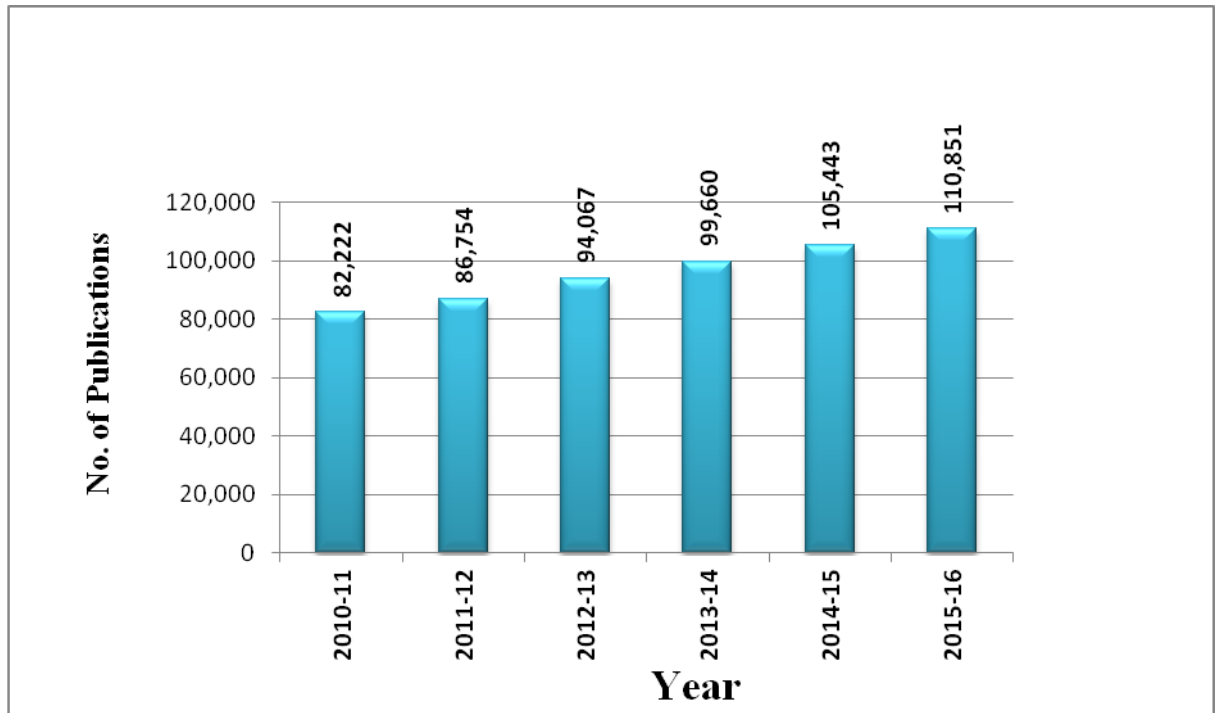
| S. No. | Title/ Periodicity/Language/Place                        | Year of Launch |
|--------|--|----------------|
| 42.    | <i>Malayala Manorama</i> /Malayalam Daily/Kottayam       | 1890           |
| 43.    | <i>Murshidabad Hiteshi</i> /Bengali Weekly/Murshidabad   | 1893           |
| 44.    | <i>Chinnaria Bartabha</i> /Bengali Weekly/Hooghly        | 1893           |
| 45.    | <i>Madhya Pradesh Sandesh</i> /Hindi Fortnightly/Gwalior | 1895           |
| 46.    | <i>Jain Gazette</i> /Hindi Weekly/Ajmer                  | 1895           |
| 47.    | <i>Yuddha Dhuwani</i> /Telugu Monthly/Chennai            | 1897           |
| 48.    | <i>Khalsa Samachar</i> /Punjab Weekly/Amritsar           | 1899           |

(Present publishing status of most of the publications is not known due to non-submission of Annual Statements by them)

**TABLE 2.1**  
**NUMBER OF REGISTERED PUBLICATIONS**  
**(2010-11 TO 2015-16)**

| Year (Ending)  | Dailies       | Tri/Bi-Weeklies | Weeklies      | Others        | Total           | % of growth over previous years |
|----------------|---------------|-----------------|---------------|---------------|-----------------|---------------------------------|
| 2010-11        | 10,205        | 394             | 27,321        | 44,302        | 82,222          | 6.27                            |
| 2011-12        | 10,908        | 396             | 28,819        | 46,631        | 86,754          | 5.51                            |
| 2012-13        | 12,109        | 402             | 31,280        | 50,276        | 94,067          | 8.43                            |
| 2013-14        | 13,350        | 411             | 33,170        | 52,729        | 99,660          | 5.95                            |
| 2014-15        | 14,573        | 411             | 34,991        | 55,468        | 1,05,443        | 5.80                            |
| <b>2015-16</b> | <b>15,723</b> | <b>413</b>      | <b>36,635</b> | <b>58,080</b> | <b>1,10,851</b> | <b>5.13</b>                     |

TABLE 2.1



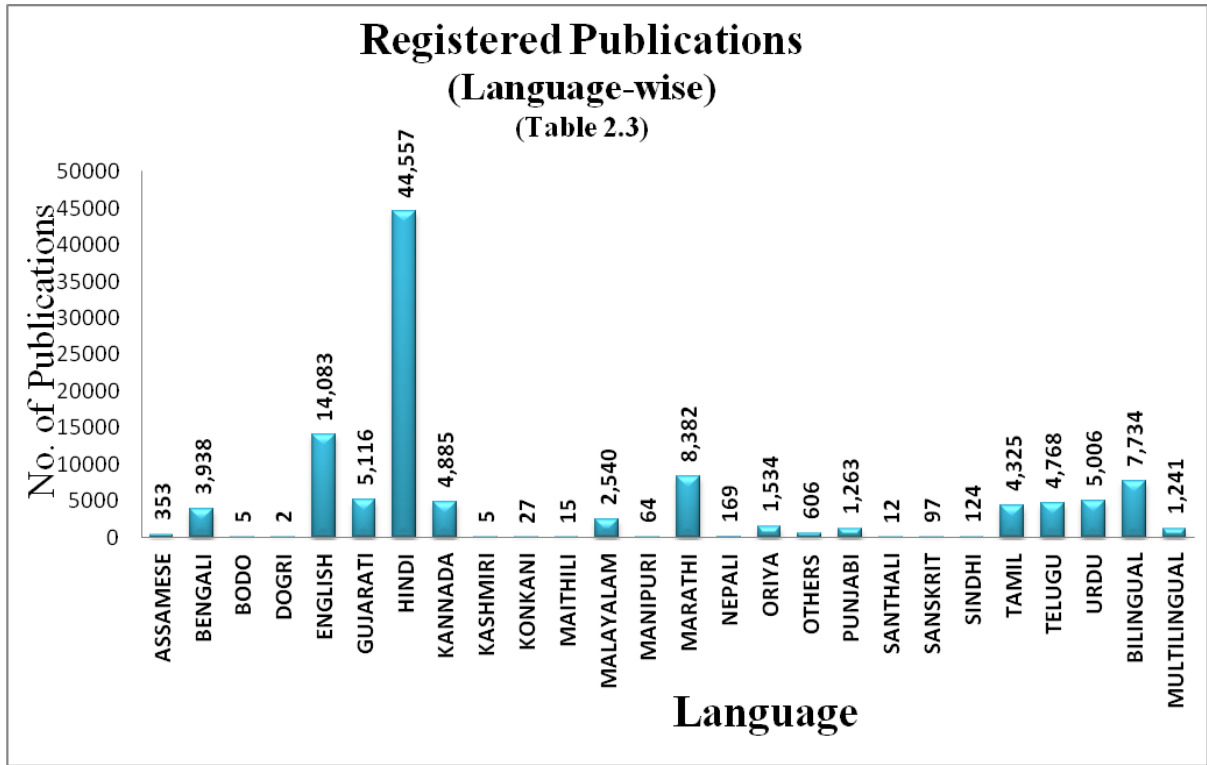
**TABLE 2.2**  
**NUMBER OF PUBLICATIONS REGISTERED**  
**DURING 1.4.2015 TO 31.3.2016**  
**(Language & Periodicity-wise)**

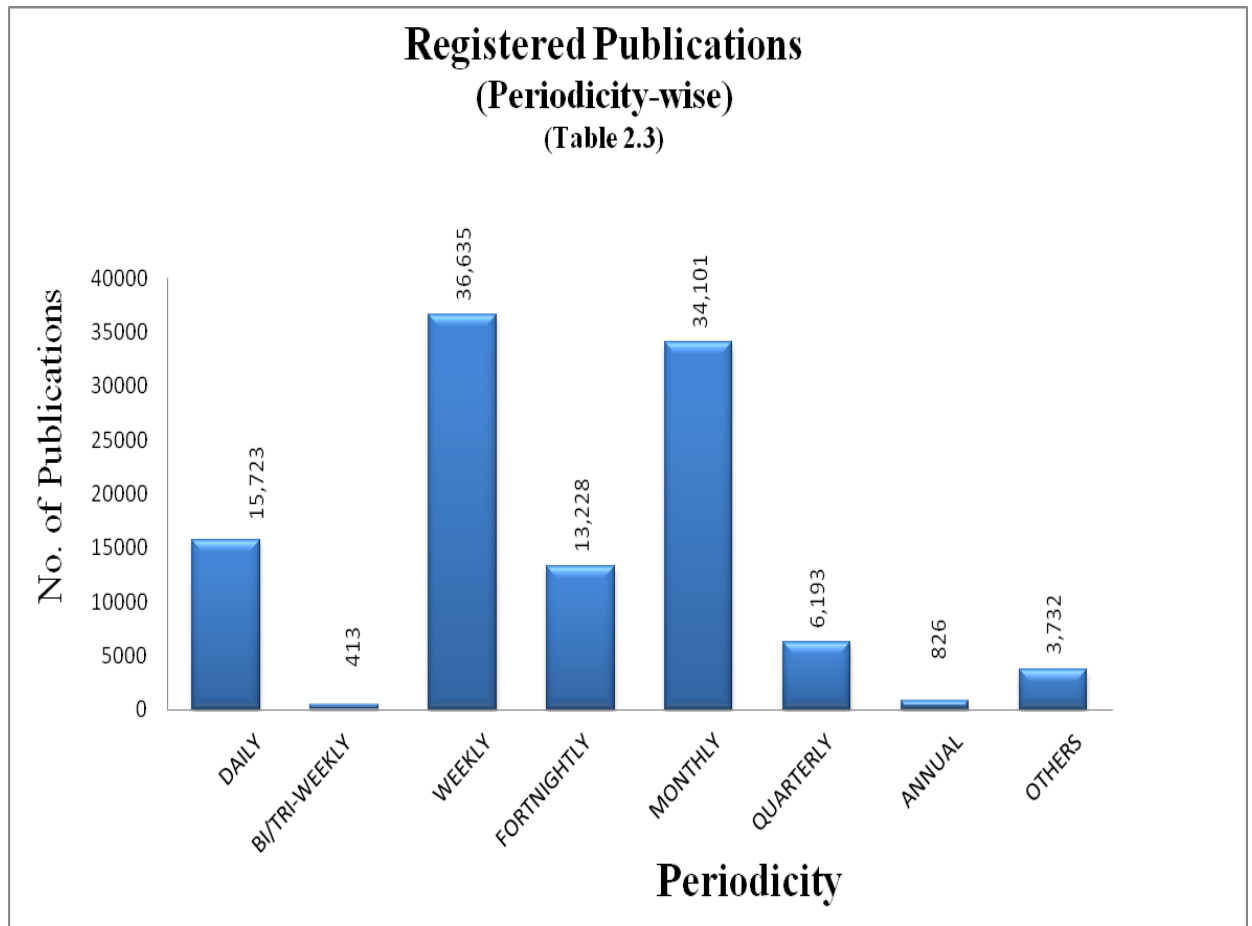
| Language     | Daily       | Bi/Tri Weekly | Weekly      | Fortnightly | Monthly     | Quarterly  | Annual    | Others    | Total       |
|--------------|-------------|---------------|-------------|-------------|-------------|------------|-----------|-----------|-------------|
| Assamese     | 2           | 0             | 4           | 1           | 4           | 1          | 0         | 1         | 13          |
| Bengali      | 6           | 0             | 18          | 25          | 19          | 7          | 1         | 7         | 83          |
| Bodo         | 0           | 0             | 0           | 0           | 0           | 0          | 0         | 0         | 0           |
| Dogri        | 0           | 0             | 0           | 0           | 0           | 0          | 0         | 0         | 0           |
| English      | 95          | 0             | 55          | 25          | 182         | 37         | 6         | 31        | 431         |
| Gujarati     | 50          | 0             | 138         | 37          | 49          | 5          | 0         | 1         | 280         |
| Hindi        | 460         | 1             | 702         | 167         | 642         | 80         | 6         | 11        | 2069        |
| Kannada      | 65          | 0             | 56          | 62          | 186         | 2          | 0         | 1         | 372         |
| Kashmiri     | 0           | 0             | 0           | 0           | 0           | 0          | 0         | 0         | 0           |
| Konkani      | 0           | 0             | 1           | 0           | 1           | 0          | 0         | 0         | 2           |
| Maithili     | 0           | 0             | 0           | 0           | 0           | 0          | 0         | 0         | 0           |
| Malayalam    | 13          | 0             | 2           | 1           | 41          | 3          | 0         | 3         | 63          |
| Manipuri     | 1           | 0             | 0           | 0           | 0           | 0          | 0         | 0         | 1           |
| Marathi      | 79          | 1             | 369         | 19          | 81          | 9          | 5         | 1         | 564         |
| Nepali       | 0           | 0             | 1           | 0           | 0           | 0          | 0         | 0         | 1           |
| Odia         | 10          | 0             | 17          | 9           | 24          | 3          | 3         | 2         | 68          |
| Others       | 5           | 0             | 1           | 1           | 6           | 1          | 0         | 0         | 14          |
| Punjabi      | 10          | 0             | 7           | 1           | 7           | 0          | 0         | 0         | 25          |
| Santhali     | 0           | 0             | 0           | 0           | 0           | 0          | 0         | 0         | 0           |
| Sanskrit     | 0           | 0             | 0           | 0           | 0           | 0          | 0         | 2         | 2           |
| Sindhi       | 0           | 0             | 0           | 0           | 0           | 0          | 0         | 0         | 0           |
| Tamil        | 13          | 0             | 31          | 33          | 149         | 1          | 1         | 6         | 234         |
| Telugu       | 175         | 0             | 36          | 34          | 207         | 3          | 1         | 1         | 457         |
| Urdu         | 140         | 0             | 62          | 8           | 23          | 1          | 0         | 2         | 236         |
| Bilingual    | 28          | 0             | 132         | 54          | 184         | 41         | 4         | 10        | 453         |
| Multilingual | 0           | 0             | 15          | 4           | 28          | 5          | 1         | 2         | 55          |
| <b>Total</b> | <b>1152</b> | <b>2</b>      | <b>1647</b> | <b>481</b>  | <b>1833</b> | <b>199</b> | <b>28</b> | <b>81</b> | <b>5423</b> |



**TABLE 2.3**  
**NUMBER OF REGISTERED PUBLICATIONS AS ON 31.03.2016**  
**(Language and Periodicity wise)**

| Language     | Daily | Bi/Tri-weekly | Weekly | Fortnightly | Monthly | Quarterly | Annual | Others | Total  |
|--------------|-------|---------------|--------|-------------|---------|-----------|--------|--------|--------|
| Assamese     | 54    | 7             | 110    | 48          | 101     | 17        | 1      | 15     | 353    |
| Bengali      | 190   | 19            | 841    | 856         | 1054    | 645       | 38     | 295    | 3938   |
| Bodo         | 3     | 0             | 0      | 0           | 1       | 1         | 0      | 0      | 5      |
| Dogri        | 1     | 0             | 0      | 1           | 0       | 0         | 0      | 0      | 2      |
| English      | 1304  | 62            | 2000   | 1231        | 5482    | 2010      | 332    | 1662   | 14083  |
| Gujarati     | 589   | 19            | 2327   | 585         | 1373    | 110       | 17     | 96     | 5116   |
| Hindi        | 6755  | 132           | 19164  | 5724        | 10571   | 1535      | 81     | 595    | 44557  |
| Kannada      | 820   | 6             | 944    | 918         | 2036    | 94        | 4      | 63     | 4885   |
| Kashmiri     | 1     | 0             | 2      | 1           | 0       | 1         | 0      | 0      | 5      |
| Konkani      | 1     | 0             | 6      | 3           | 15      | 2         | 0      | 0      | 27     |
| Maithili     | 4     | 0             | 0      | 2           | 3       | 3         | 0      | 3      | 15     |
| Malayalam    | 357   | 9             | 245    | 215         | 1494    | 112       | 23     | 85     | 2540   |
| Manipuri     | 21    | 0             | 12     | 5           | 13      | 7         | 0      | 6      | 64     |
| Marathi      | 1116  | 26            | 4649   | 570         | 1468    | 225       | 175    | 153    | 8382   |
| Nepali       | 16    | 1             | 91     | 7           | 28      | 18        | 0      | 8      | 169    |
| Oriya        | 181   | 3             | 390    | 228         | 525     | 150       | 11     | 46     | 1534   |
| Others       | 95    | 17            | 107    | 38          | 243     | 79        | 1      | 26     | 606    |
| Punjabi      | 176   | 16            | 459    | 142         | 397     | 47        | 1      | 25     | 1263   |
| Santhali     | 3     | 0             | 1      | 4           | 3       | 1         | 0      | 0      | 12     |
| Sanskrit     | 18    | 0             | 13     | 10          | 28      | 20        | 0      | 8      | 97     |
| Sindhi       | 14    | 0             | 44     | 11          | 41      | 11        | 0      | 3      | 124    |
| Tamil        | 480   | 46            | 576    | 552         | 2524    | 70        | 14     | 63     | 4325   |
| Telugu       | 1368  | 5             | 644    | 608         | 2004    | 57        | 3      | 79     | 4768   |
| Urdu         | 1775  | 16            | 1860   | 458         | 752     | 109       | 5      | 31     | 5006   |
| Bilingual    | 344   | 23            | 1871   | 885         | 3383    | 733       | 94     | 401    | 7734   |
| Multilingual | 37    | 6             | 279    | 126         | 562     | 136       | 26     | 69     | 1241   |
| <b>Total</b> | 15723 | 413           | 36635  | 13228       | 34101   | 6193      | 826    | 3732   | 110851 |

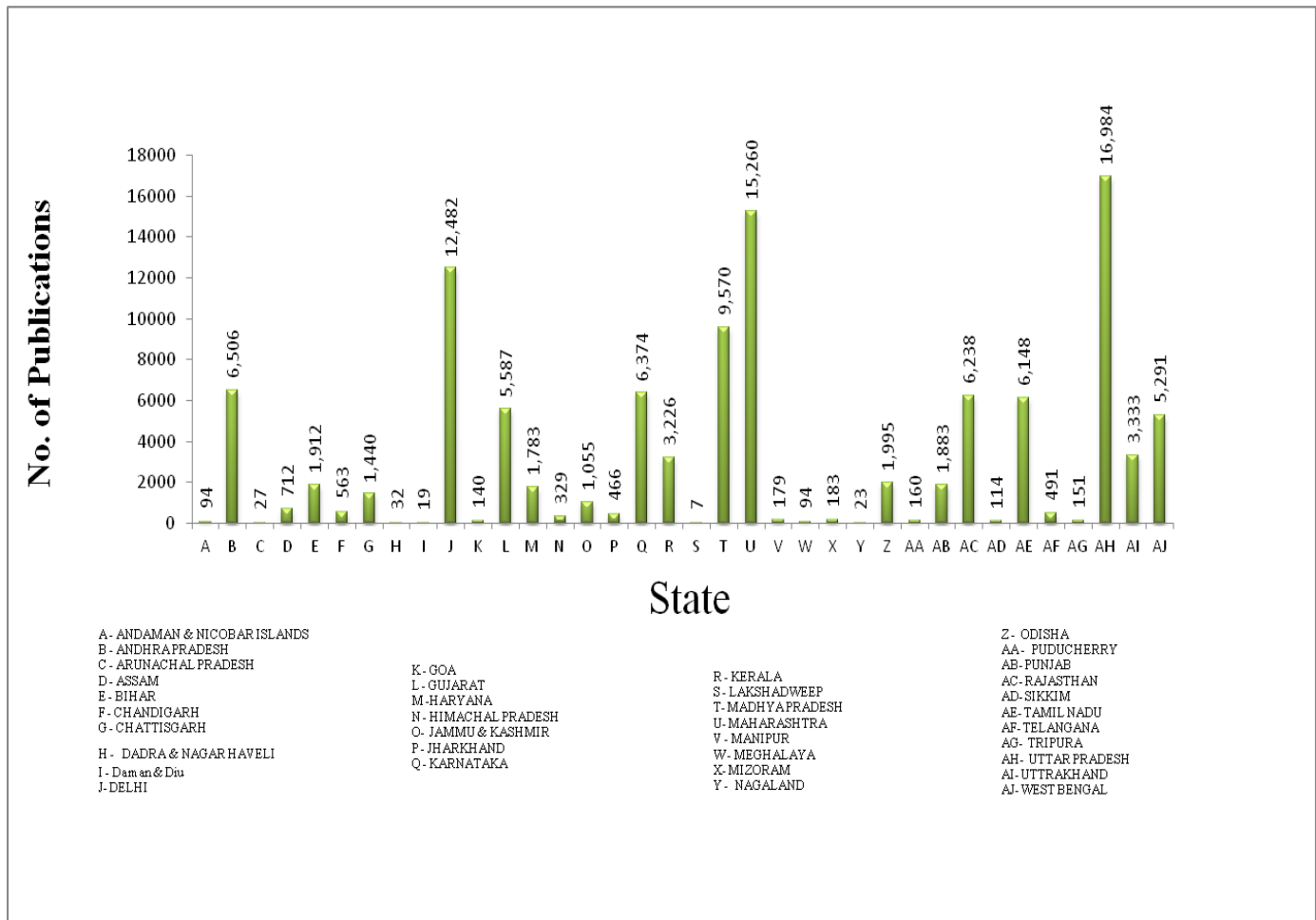




**TABLE 2.4**  
**TOTAL NUMBER OF REGISTERED PUBLICATIONS AS ON 31.03.2016**  
**(State/U.T's & Periodicity Wise)**

| State/UT's                | Daily        | Bi/Tri-Weekly | Weekly       | Fortnightly  | Monthly      | Quarterly   | Annual     | Others      | Total         |
|---------------------------|--------------|---------------|--------------|--------------|--------------|-------------|------------|-------------|---------------|
| Andaman & Nicobar Islands | 21           | 0             | 29           | 23           | 17           | 2           | 0          | 2           | 94            |
| Andhra Pradesh            | 1710         | 9             | 1161         | 785          | 2508         | 182         | 8          | 143         | 6506          |
| Arunachal Pradesh         | 10           | 1             | 11           | 0            | 3            | 2           | 0          | 0           | 27            |
| Assam                     | 139          | 20            | 246          | 82           | 163          | 33          | 4          | 25          | 712           |
| Bihar                     | 528          | 33            | 690          | 180          | 341          | 94          | 3          | 43          | 1912          |
| Chandigarh                | 78           | 2             | 141          | 39           | 207          | 52          | 7          | 37          | 563           |
| Chhattisgarh              | 272          | 2             | 549          | 102          | 401          | 82          | 4          | 28          | 1440          |
| Dadra & Nagar Haveli      | 14           | 0             | 7            | 9            | 2            | 0           | 0          | 0           | 32            |
| Daman & Diu               | 14           | 0             | 2            | 3            | 0            | 0           | 0          | 0           | 19            |
| Delhi                     | 1108         | 59            | 2427         | 1537         | 5211         | 1211        | 135        | 794         | 12482         |
| Goa                       | 26           | 0             | 25           | 17           | 52           | 13          | 1          | 6           | 140           |
| Gujarat                   | 690          | 17            | 2452         | 632          | 1508         | 142         | 9          | 137         | 5587          |
| Haryana                   | 226          | 11            | 602          | 297          | 477          | 99          | 10         | 61          | 1783          |
| Himachal Pradesh          | 36           | 0             | 120          | 36           | 83           | 35          | 5          | 14          | 329           |
| Jammu & Kashmir           | 319          | 4             | 498          | 83           | 103          | 21          | 2          | 25          | 1055          |
| Jharkhand                 | 124          | 0             | 104          | 55           | 133          | 42          | 1          | 7           | 466           |
| Karnataka                 | 1010         | 17            | 1225         | 1088         | 2639         | 229         | 12         | 154         | 6374          |
| Kerala                    | 371          | 10            | 284          | 254          | 1857         | 223         | 45         | 182         | 3226          |
| Lakshadweep               | 0            | 0             | 3            | 2            | 1            | 1           | 0          | 0           | 7             |
| Madhya Pradesh            | 1248         | 8             | 3947         | 472          | 3382         | 321         | 18         | 174         | 9570          |
| Maharashtra               | 1600         | 54            | 6951         | 1134         | 3775         | 844         | 313        | 589         | 15260         |
| Manipur                   | 69           | 3             | 20           | 12           | 48           | 9           | 5          | 13          | 179           |
| Meghalaya                 | 15           | 4             | 35           | 7            | 20           | 6           | 2          | 5           | 94            |
| Mizoram                   | 52           | 15            | 40           | 8            | 52           | 9           | 0          | 7           | 183           |
| Nagaland                  | 8            | 0             | 10           | 1            | 2            | 2           | 0          | 0           | 23            |
| Orissa                    | 235          | 4             | 462          | 275          | 679          | 231         | 29         | 80          | 1995          |
| Pondicherry               | 15           | 1             | 35           | 17           | 61           | 22          | 1          | 8           | 160           |
| Punjab                    | 272          | 14            | 649          | 227          | 570          | 75          | 18         | 58          | 1883          |
| Rajasthan                 | 841          | 22            | 1545         | 2295         | 1176         | 223         | 21         | 115         | 6238          |
| Sikkim                    | 18           | 2             | 83           | 1            | 4            | 3           | 0          | 3           | 114           |
| Tamil Nadu                | 537          | 57            | 827          | 743          | 3484         | 268         | 46         | 186         | 6148          |
| Telangana                 | 161          | 0             | 67           | 51           | 196          | 7           | 2          | 7           | 491           |
| Tripura                   | 37           | 2             | 79           | 11           | 15           | 5           | 0          | 2           | 151           |
| Uttar Pradesh             | 3234         | 24            | 8387         | 1369         | 2890         | 700         | 50         | 330         | 16984         |
| Uttarakhand               | 383          | 7             | 1949         | 360          | 464          | 99          | 12         | 59          | 3333          |
| West Bengal               | 302          | 11            | 973          | 1021         | 1577         | 906         | 63         | 438         | 5291          |
| <b>Total</b>              | <b>15723</b> | <b>413</b>    | <b>36635</b> | <b>13228</b> | <b>34101</b> | <b>6193</b> | <b>826</b> | <b>3732</b> | <b>110851</b> |

**REGISTERED PUBLICATIONS AS ON 31.03.2016  
(State/U.T's & Periodicity Wise)**



**TABLE 2.5**  
**TOTAL NUMBER OF REGISTERED PUBLICATIONS AS ON 31/03/2016**  
**(STATES/UT'S & LANGUAGE WISE)**

| State/U.T's               | Assamese   | Bengali     | Bilingual   | Bodo     | Dogri    | English      | Gujarati    | Hindi        |
|---------------------------|------------|-------------|-------------|----------|----------|--------------|-------------|--------------|
| Andaman & Nicobar islands | 0          | 7           | 8           | 0        | 0        | 46           | 0           | 15           |
| Andhra Pradesh            | 2          | 7           | 394         | 0        | 0        | 897          | 5           | 86           |
| Arunachal Pradesh         | 0          | 0           | 0           | 0        | 0        | 18           | 0           | 1            |
| Assam                     | 332        | 131         | 33          | 4        | 0        | 119          | 0           | 30           |
| Bihar                     | 1          | 7           | 48          | 0        | 0        | 99           | 0           | 1469         |
| Chandigarh                | 0          | 0           | 54          | 0        | 0        | 276          | 0           | 135          |
| Chhattisgarh              | 0          | 3           | 51          | 0        | 0        | 39           | 0           | 1325         |
| Dadra & Nagar Haveli      | 0          | 0           | 3           | 0        | 0        | 6            | 6           | 17           |
| Daman & Diu               | 0          | 0           | 0           | 0        | 0        | 3            | 8           | 6            |
| Delhi                     | 9          | 38          | 1566        | 0        | 0        | 4115         | 18          | 5431         |
| Goa                       | 0          | 0           | 17          | 0        | 0        | 56           | 1           | 3            |
| Gujarat                   | 0          | 1           | 195         | 0        | 0        | 284          | 4693        | 240          |
| Haryana                   | 0          | 0           | 185         | 0        | 0        | 160          | 0           | 1373         |
| Himachal Pradesh          | 0          | 0           | 41          | 0        | 0        | 48           | 0           | 224          |
| Jharkhand                 | 0          | 5           | 31          | 0        | 0        | 49           | 0           | 316          |
| Jammu Kashmir             | 0          | 0           | 90          | 0        | 1        | 438          | 0           | 106          |
| Karnataka                 | 0          | 0           | 336         | 0        | 0        | 789          | 2           | 79           |
| Kerala                    | 0          | 2           | 334         | 0        | 0        | 395          | 1           | 14           |
| Lakshadweep               | 0          | 0           | 1           | 0        | 0        | 0            | 0           | 0            |
| Madhya Pradesh            | 0          | 0           | 399         | 0        | 0        | 253          | 4           | 8765         |
| Maharashtra               | 3          | 14          | 1137        | 0        | 1        | 2521         | 355         | 2036         |
| Manipur                   | 0          | 0           | 49          | 0        | 0        | 25           | 0           | 2            |
| Meghalaya                 | 0          | 2           | 13          | 0        | 0        | 29           | 0           | 4            |
| Mizoram                   | 0          | 0           | 10          | 0        | 0        | 5            | 0           | 0            |
| Nagaland                  | 0          | 0           | 1           | 0        | 0        | 18           | 0           | 0            |
| Orissa                    | 1          | 1           | 146         | 1        | 0        | 201          | 1           | 41           |
| Pondicherry               | 0          | 1           | 20          | 0        | 0        | 21           | 2           | 1            |
| Punjab                    | 0          | 0           | 161         | 0        | 0        | 174          | 0           | 412          |
| Rajasthan                 | 0          | 1           | 415         | 0        | 0        | 187          | 1           | 5511         |
| Sikkim                    | 0          | 0           | 2           | 0        | 0        | 21           | 0           | 5            |
| Tamil Nadu                | 2          | 3           | 756         | 0        | 0        | 996          | 4           | 62           |
| Telangana                 | 0          | 0           | 22          | 0        | 0        | 47           | 0           | 11           |
| Tripura                   | 0          | 118         | 9           | 0        | 0        | 16           | 0           | 1            |
| Uttar Pradesh             | 0          | 11          | 776         | 0        | 0        | 823          | 3           | 13583        |
| Uttarakhand               | 1          | 1           | 161         | 0        | 0        | 138          | 2           | 2898         |
| West Bengal               | 2          | 3585        | 270         | 0        | 0        | 771          | 10          | 355          |
| <b>Total</b>              | <b>353</b> | <b>3938</b> | <b>7734</b> | <b>5</b> | <b>2</b> | <b>14083</b> | <b>5116</b> | <b>44557</b> |

**TABLE 2.5 (Continued)**  
**TOTAL NUMBER OF REGISTERED PUBLICATIONS AS ON 31/03/2016**  
**(STATES/UT'S & LANGUAGE WISE)**

| State/UT's                | Kannada     | Kashmiri | Konkani   | Maithili  | Malayalam   | Manipuri  | Marathi     | Multi-Lingual | Nepali     |
|---------------------------|-------------|----------|-----------|-----------|-------------|-----------|-------------|---------------|------------|
| Andaman & Nicobar islands | 0           | 0        | 0         | 0         | 1           | 0         | 0           | 1             | 0          |
| Andhra Pradesh            | 11          | 0        | 0         | 0         | 6           | 0         | 9           | 59            | 0          |
| Arunachal Pradesh         | 0           | 0        | 0         | 0         | 0           | 7         | 0           | 0             | 0          |
| Assam                     | 0           | 0        | 0         | 0         | 0           | 8         | 0           | 10            | 3          |
| Bihar                     | 0           | 0        | 0         | 6         | 0           | 0         | 0           | 12            | 0          |
| Chandigarh                | 0           | 0        | 0         | 0         | 0           | 0         | 0           | 18            | 0          |
| Chhattisgarh              | 0           | 0        | 0         | 0         | 1           | 0         | 3           | 1             | 0          |
| Dadra & Nagar Haveli      | 0           | 0        | 0         | 0         | 0           | 0         | 0           | 0             | 0          |
| Daman & Diu               | 0           | 0        | 0         | 0         | 0           | 0         | 1           | 0             | 0          |
| Delhi                     | 11          | 0        | 0         | 5         | 29          | 0         | 15          | 137           | 12         |
| Goa                       | 4           | 0        | 3         | 0         | 0           | 0         | 34          | 6             | 0          |
| Gujarat                   | 0           | 0        | 1         | 0         | 4           | 0         | 24          | 94            | 1          |
| Haryana                   | 0           | 0        | 0         | 0         | 0           | 0         | 0           | 20            | 1          |
| Himachal Pradesh          | 0           | 0        | 0         | 0         | 0           | 0         | 0           | 4             | 0          |
| Jharkhand                 | 0           | 0        | 0         | 0         | 0           | 0         | 0           | 9             | 1          |
| Jammu Kashmir             | 0           | 5        | 0         | 0         | 0           | 0         | 0           | 11            | 0          |
| Karnataka                 | 4789        | 0        | 15        | 0         | 18          | 0         | 30          | 49            | 0          |
| Kerala                    | 12          | 0        | 2         | 0         | 2381        | 0         | 2           | 45            | 0          |
| Lakshadweep               | 0           | 0        | 0         | 0         | 6           | 0         | 0           | 0             | 0          |
| Madhya Pradesh            | 0           | 0        | 0         | 0         | 2           | 0         | 10          | 38            | 2          |
| Maharashtra               | 35          | 0        | 5         | 2         | 42          | 0         | 8242        | 349           | 11         |
| Manipur                   | 0           | 0        | 0         | 0         | 0           | 47        | 0           | 16            | 0          |
| Meghalaya                 | 0           | 0        | 0         | 0         | 0           | 0         | 0           | 1             | 0          |
| Mizoram                   | 0           | 0        | 0         | 0         | 0           | 0         | 0           | 7             | 0          |
| Nagaland                  | 0           | 0        | 0         | 0         | 0           | 0         | 0           | 0             | 0          |
| Orissa                    | 1           | 0        | 1         | 0         | 1           | 1         | 1           | 31            | 2          |
| Pondicherry               | 0           | 0        | 0         | 0         | 1           | 0         | 2           | 4             | 0          |
| Punjab                    | 0           | 0        | 0         | 0         | 0           | 0         | 0           | 105           | 0          |
| Rajasthan                 | 1           | 0        | 0         | 0         | 2           | 0         | 2           | 33            | 0          |
| Sikkim                    | 0           | 0        | 0         | 0         | 0           | 0         | 0           | 0             | 83         |
| Tamil Nadu                | 19          | 0        | 0         | 0         | 42          | 0         | 4           | 67            | 1          |
| Telangana                 | 0           | 0        | 0         | 0         | 0           | 0         | 0           | 10            | 0          |
| Tripura                   | 0           | 0        | 0         | 0         | 0           | 1         | 0           | 2             | 0          |
| Uttar Pradesh             | 0           | 0        | 0         | 0         | 0           | 0         | 2           | 31            | 0          |
| Uttarakhand               | 1           | 0        | 0         | 0         | 1           | 0         | 1           | 9             | 5          |
| West Bengal               | 1           | 0        | 0         | 2         | 3           | 0         | 0           | 62            | 47         |
| <b>Total</b>              | <b>4885</b> | <b>5</b> | <b>27</b> | <b>15</b> | <b>2540</b> | <b>64</b> | <b>8382</b> | <b>1241</b>   | <b>169</b> |

**TABLE 2.5 (Continued)**  
**TOTAL NUMBER OF REGISTERED PUBLICATIONS AS ON 31/03/2016**  
**(STATES/UT'S & LANGUAGE WISE)**

| State/UT's                | Odia        | Punjabi     | Santhali  | Sanskrit  | Sindhi     | Tamil       | Telugu      | Urdu        | Others     | Total         |
|---------------------------|-------------|-------------|-----------|-----------|------------|-------------|-------------|-------------|------------|---------------|
| Andaman & Nicobar Islands | 0           | 0           | 0         | 0         | 0          | 13          | 2           | 1           | 0          | 94            |
| Andhra Pradesh            | 6           | 2           | 1         | 0         | 2          | 11          | 4301        | 704         | 3          | 6506          |
| Arunachal Pradesh         | 0           | 0           | 0         | 0         | 0          | 0           | 0           | 0           | 1          | 27            |
| Assam                     | 0           | 0           | 0         | 0         | 0          | 0           | 0           | 8           | 34         | 712           |
| Bihar                     | 0           | 2           | 0         | 2         | 0          | 0           | 0           | 242         | 24         | 1912          |
| Chandigarh                | 0           | 76          | 0         | 1         | 0          | 0           | 0           | 3           | 0          | 563           |
| Chhattisgarh              | 0           | 0           | 0         | 0         | 0          | 0           | 0           | 12          | 5          | 1440          |
| Dadra & Nagar Haveli      | 0           | 0           | 0         | 0         | 0          | 0           | 0           | 0           | 0          | 32            |
| Daman & Diu               | 0           | 0           | 0         | 1         | 0          | 0           | 0           | 0           | 0          | 19            |
| Delhi                     | 18          | 187         | 0         | 11        | 6          | 18          | 18          | 797         | 41         | 12482         |
| Goa                       | 0           | 0           | 0         | 0         | 0          | 0           | 1           | 0           | 15         | 140           |
| Gujarat                   | 3           | 0           | 0         | 5         | 25         | 1           | 2           | 14          | 0          | 5587          |
| Haryana                   | 0           | 20          | 0         | 2         | 0          | 0           | 0           | 21          | 1          | 1783          |
| Himachal Pradesh          | 0           | 2           | 0         | 2         | 0          | 0           | 0           | 6           | 2          | 329           |
| Jharkhand                 | 2           | 0           | 3         | 1         | 0          | 0           | 0           | 41          | 8          | 466           |
| Jammu Kashmir             | 0           | 4           | 0         | 0         | 0          | 0           | 0           | 393         | 7          | 1055          |
| Karnataka                 | 0           | 0           | 0         | 2         | 1          | 48          | 15          | 183         | 18         | 6374          |
| Kerala                    | 1           | 0           | 0         | 2         | 0          | 21          | 2           | 0           | 12         | 3226          |
| Lakshadweep               | 0           | 0           | 0         | 0         | 0          | 0           | 0           | 0           | 0          | 7             |
| Madhya Pradesh            | 0           | 0           | 0         | 8         | 9          | 0           | 0           | 78          | 2          | 9570          |
| Maharashtra               | 4           | 12          | 0         | 8         | 52         | 43          | 15          | 366         | 7          | 15260         |
| Manipur                   | 0           | 0           | 0         | 0         | 0          | 0           | 0           | 0           | 40         | 179           |
| Meghalaya                 | 0           | 0           | 0         | 0         | 0          | 0           | 0           | 1           | 44         | 94            |
| Mizoram                   | 0           | 0           | 0         | 0         | 0          | 0           | 0           | 0           | 161        | 183           |
| Nagaland                  | 0           | 0           | 0         | 0         | 0          | 0           | 0           | 0           | 4          | 23            |
| Orissa                    | 1475        | 2           | 5         | 8         | 1          | 1           | 2           | 7           | 64         | 1995          |
| Pondicherry               | 3           | 0           | 0         | 1         | 0          | 100         | 1           | 0           | 3          | 160           |
| Punjab                    | 0           | 924         | 0         | 1         | 0          | 0           | 0           | 106         | 0          | 1883          |
| Rajasthan                 | 0           | 5           | 0         | 4         | 22         | 0           | 0           | 29          | 25         | 6238          |
| Sikkim                    | 0           | 0           | 0         | 0         | 0          | 0           | 0           | 2           | 1          | 114           |
| Tamil Nadu                | 2           | 3           | 0         | 2         | 0          | 4065        | 87          | 20          | 1          | 6148          |
| TELENGANA                 | 0           | 0           | 0         | 0         | 0          | 1           | 319         | 80          | 13         | 491           |
| Tripura                   | 0           | 0           | 0         | 0         | 0          | 0           | 0           | 0           | 4          | 151           |
| Uttar Pradesh             | 1           | 7           | 0         | 25        | 6          | 0           | 1           | 1687        | 28         | 16984         |
| Uttarakhand               | 1           | 9           | 0         | 3         | 0          | 1           | 0           | 88          | 13         | 3333          |
| West Bengal               | 18          | 8           | 3         | 8         | 0          | 2           | 2           | 117         | 25         | 5291          |
| <b>Total</b>              | <b>1534</b> | <b>1263</b> | <b>12</b> | <b>97</b> | <b>124</b> | <b>4325</b> | <b>4768</b> | <b>5006</b> | <b>606</b> | <b>110851</b> |



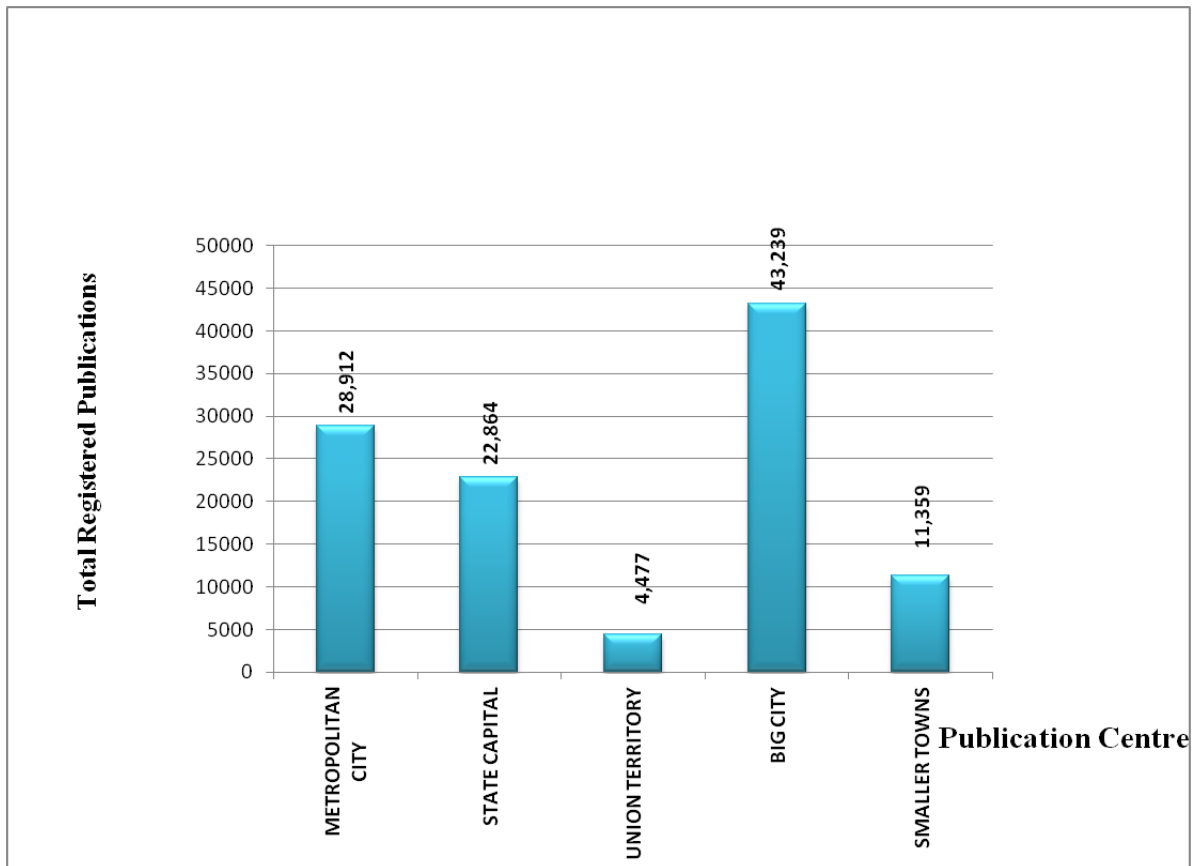
**TABLE 2.6**  
**GEOGRAPHICAL CONCENTRATION OF PUBLICATIONS AS ON 31.03.2016**  
**(LANGUAGE AND PLACE-WISE)**

| Language     | Metropolitan City | State Capital | Union Territory | Big City     | Smaller Towns | Total         |
|--------------|-------------------|---------------|-----------------|--------------|---------------|---------------|
| Assamese     | 21                | 148           | 7               | 106          | 71            | 353           |
| Bengali      | 1444              | 155           | 24              | 1466         | 849           | 3938          |
| Bilingual    | 2694              | 1497          | 282             | 2719         | 542           | 7734          |
| Bodo         | 2                 | 0             | 0               | 1            | 2             | 5             |
| Dogri        | 1                 | 0             | 0               | 0            | 1             | 2             |
| English      | 7460              | 2715          | 612             | 2877         | 419           | 14083         |
| Gujarati     | 809               | 538           | 80              | 3111         | 578           | 5116          |
| Hindi        | 8394              | 11149         | 2437            | 16985        | 5592          | 44557         |
| Kannada      | 418               | 2181          | 262             | 1693         | 331           | 4885          |
| Kashmiri     | 1                 | 3             | 0               | 1            | 0             | 5             |
| Konkani      | 6                 | 3             | 0               | 18           | 0             | 27            |
| Maithili     | 2                 | 0             | 0               | 13           | 0             | 15            |
| Malayalam    | 208               | 477           | 49              | 1274         | 532           | 2540          |
| Manipuri     | 0                 | 45            | 1               | 11           | 7             | 64            |
| Marathi      | 2065              | 190           | 94              | 5216         | 817           | 8382          |
| Multilingual | 365               | 176           | 41              | 534          | 125           | 1241          |
| Nepali       | 21                | 41            | 2               | 56           | 49            | 169           |
| Oriya        | 134               | 323           | 26              | 818          | 233           | 1534          |
| Others       | 70                | 249           | 19              | 160          | 108           | 606           |
| Punjabi      | 230               | 24            | 79              | 771          | 159           | 1263          |
| Santhali     | 8                 | 2             | 0               | 2            | 0             | 12            |
| Sanskrit     | 23                | 17            | 6               | 43           | 8             | 97            |
| Sindhi       | 28                | 26            | 0               | 58           | 12            | 124           |
| Tamil        | 2702              | 277           | 131             | 1042         | 173           | 4325          |
| Telugu       | 650               | 787           | 165             | 2794         | 372           | 4768          |
| Urdu         | 1156              | 1841          | 160             | 1470         | 379           | 5006          |
| <b>Total</b> | <b>28912</b>      | <b>22864</b>  | <b>4477</b>     | <b>43239</b> | <b>11359</b>  | <b>110851</b> |

**TABLE 2.7**  
**GEOGRAPHICAL CONCENTRATION OF PUBLICATIONS AS ON 31.03.2016**  
**(PERIODICITY AND PLACE-WISE)**

| <b>Center</b>     | <b>Daily</b> | <b>Tri/Bi Weekly</b> | <b>Weekly</b> | <b>Others</b> | <b>Total</b>  |
|-------------------|--------------|----------------------|---------------|---------------|---------------|
| Metropolitan City | 2013         | 138                  | 11211         | 15550         | 28912         |
| State Capital     | 2968         | 88                   | 9806          | 10002         | 22864         |
| Union Territory   | 1170         | 12                   | 803           | 2492          | 4477          |
| Big City          | 7992         | 109                  | 10555         | 24583         | 43239         |
| Smaller Towns     | 1580         | 66                   | 5235          | 4478          | 11359         |
| <b>Total</b>      | <b>15723</b> | <b>413</b>           | <b>37610</b>  | <b>57105</b>  | <b>110851</b> |

**Periodicity & Place-wise**  
Table 2.7



**TABLE 2.8**  
**CITIES WITH 100 OR MORE PUBLICATIONS**  
**(LANGUAGE & PERIODICITY WISE)**

| Cities       | Dailies |       |        |       | Weeklies |       |        |       |
|--------------|---------|-------|--------|-------|----------|-------|--------|-------|
|              | English | Hindi | Others | Total | English  | Hindi | Others | Total |
| Agra         | 2       | 45    | 9      | 56    | 2        | 126   | 15     | 143   |
| Ahmadnagar   | 0       | 1     | 22     | 23    | 0        | 1     | 134    | 135   |
| Ahmadabad    | 26      | 13    | 80     | 119   | 21       | 21    | 343    | 385   |
| Ajmer        | 0       | 25    | 3      | 28    | 0        | 46    | 23     | 69    |
| Aligarh      | 0       | 28    | 7      | 35    | 4        | 120   | 17     | 141   |
| Allahabad    | 15      | 74    | 20     | 109   | 10       | 70    | 15     | 95    |
| Amravati     | 1       | 5     | 32     | 38    | 1        | 19    | 147    | 167   |
| Amritsar     | 0       | 8     | 6      | 14    | 2        | 6     | 68     | 76    |
| Aurangabad   | 0       | 8     | 62     | 70    | 8        | 28    | 218    | 254   |
| Bangalore    | 30      | 2     | 199    | 231   | 74       | 6     | 380    | 460   |
| Bareilly     | 3       | 29    | 5      | 37    | 3        | 77    | 45     | 125   |
| Baroda       | 1       | 3     | 24     | 28    | 3        | 1     | 44     | 48    |
| Bhavnagar    | 0       | 0     | 16     | 16    | 0        | 0     | 129    | 129   |
| Bhopal       | 11      | 211   | 16     | 238   | 24       | 1049  | 24     | 1097  |
| Bhubaneswar  | 6       | 4     | 41     | 51    | 7        | 0     | 60     | 67    |
| Bikaner      | 0       | 24    | 1      | 25    | 0        | 45    | 0      | 45    |
| Bulandshaher | 0       | 10    | 3      | 13    | 1        | 80    | 17     | 98    |
| Burdwan      | 0       | 0     | 9      | 9     | 0        | 3     | 61     | 64    |
| Chandigarh   | 17      | 22    | 11     | 50    | 42       | 23    | 44     | 109   |
| Chennai      | 34      | 4     | 357    | 395   | 125      | 3     | 594    | 722   |
| Cochin       | 3       | 0     | 28     | 31    | 6        | 0     | 29     | 35    |
| Coimbatore   | 10      | 0     | 19     | 29    | 4        | 0     | 22     | 26    |
| Cuttack      | 3       | 0     | 18     | 21    | 5        | 0     | 46     | 51    |
| Dehradun     | 7       | 108   | 17     | 132   | 29       | 815   | 58     | 902   |
| Delhi        | 91      | 389   | 183    | 663   | 263      | 1080  | 374    | 1717  |
| Ernakulum    | 3       | 0     | 24     | 27    | 7        | 0     | 38     | 45    |
| Faridabad    | 0       | 51    | 0      | 51    | 8        | 81    | 5      | 94    |
| Ghaziabad    | 0       | 47    | 4      | 51    | 7        | 273   | 15     | 295   |
| Gorakhpur    | 0       | 68    | 10     | 78    | 0        | 247   | 13     | 260   |
| Guntur       | 0       | 0     | 44     | 44    | 0        | 0     | 45     | 45    |
| Guwahati     | 11      | 6     | 16     | 33    | 10       | 3     | 60     | 73    |
| Gwalior      | 2       | 85    | 3      | 90    | 1        | 162   | 5      | 168   |
| Haridwar     | 2       | 28    | 3      | 33    | 1        | 125   | 1      | 127   |
| Hyderabad    | 98      | 14    | 300    | 412   | 104      | 13    | 413    | 530   |
| Indore       | 4       | 76    | 5      | 85    | 3        | 655   | 36     | 694   |
| Jabalpur     | 1       | 39    | 3      | 43    | 2        | 64    | 6      | 72    |
| Jaipur       | 6       | 162   | 21     | 189   | 12       | 412   | 25     | 449   |
| Jalandhar    | 6       | 52    | 24     | 82    | 1        | 18    | 37     | 56    |
| Jammu        | 51      | 23    | 33     | 107   | 48       | 15    | 104    | 167   |
| Jhansi       | 0       | 28    | 2      | 30    | 0        | 132   | 12     | 144   |
| Jodhpur      | 1       | 31    | 3      | 35    | 4        | 73    | 6      | 83    |

**TABLE 2.8 (Continued.)**  
**CITIES WITH 100 OR MORE PUBLICATIONS**  
**(LANGUAGE & PERIODICITY WISE)**

| Cities        | Dailies    |             |             |             | Weeklies    |              |             |              |
|---------------|------------|-------------|-------------|-------------|-------------|--------------|-------------|--------------|
|               | English    | Hindi       | Others      | Total       | English     | Hindi        | Others      | Total        |
| Kanpur        | 8          | 84          | 45          | 137         | 10          | 393          | 155         | 558          |
| Khurda        | 4          | 0           | 22          | 26          | 5           | 1            | 62          | 68           |
| Kolhapur      | 0          | 1           | 28          | 29          | 0           | 1            | 104         | 105          |
| Kolkata       | 35         | 44          | 80          | 159         | 107         | 108          | 255         | 470          |
| Kota          | 0          | 29          | 0           | 29          | 0           | 48           | 0           | 48           |
| Kottayam      | 0          | 0           | 28          | 28          | 2           | 0            | 53          | 55           |
| Latur         | 0          | 0           | 33          | 33          | 1           | 12           | 144         | 157          |
| Lucknow       | 26         | 438         | 173         | 637         | 57          | 1584         | 211         | 1852         |
| Ludhiana      | 0          | 7           | 29          | 36          | 8           | 28           | 108         | 144          |
| Madurai       | 3          | 0           | 25          | 28          | 5           | 0            | 26          | 31           |
| Meerut        | 0          | 50          | 7           | 57          | 2           | 396          | 26          | 424          |
| Moradabad     | 1          | 15          | 9           | 25          | 5           | 104          | 29          | 138          |
| Mumbai        | 52         | 67          | 172         | 291         | 284         | 290          | 524         | 1098         |
| Muzaffarnagar | 0          | 30          | 1           | 31          | 0           | 129          | 5           | 134          |
| Mysore        | 9          | 0           | 45          | 54          | 6           | 1            | 67          | 74           |
| Nagpur        | 3          | 24          | 28          | 55          | 11          | 66           | 115         | 192          |
| Patiala       | 2          | 3           | 41          | 46          | 5           | 14           | 129         | 148          |
| Patna         | 6          | 188         | 52          | 246         | 12          | 205          | 41          | 258          |
| Pune          | 11         | 7           | 61          | 79          | 26          | 16           | 251         | 293          |
| Raipur        | 3          | 67          | 5           | 75          | 2           | 76           | 4           | 82           |
| Rajkot        | 1          | 0           | 22          | 23          | 0           | 0            | 107         | 107          |
| Saharanpur    | 2          | 27          | 3           | 32          | 3           | 242          | 30          | 275          |
| Solapur       | 0          | 1           | 27          | 28          | 0           | 13           | 218         | 231          |
| Srinagar      | 31         | 1           | 61          | 93          | 29          | 0            | 77          | 106          |
| Surat         | 5          | 8           | 36          | 49          | 1           | 9            | 65          | 75           |
| Thane         | 2          | 21          | 44          | 67          | 22          | 103          | 244         | 369          |
| Trivandrum    | 3          | 0           | 33          | 36          | 3           | 0            | 44          | 47           |
| Ujjain        | 0          | 36          | 0           | 36          | 0           | 201          | 1           | 202          |
| Varanasi      | 2          | 41          | 8           | 51          | 4           | 119          | 10          | 133          |
| <b>Total</b>  | <b>730</b> | <b>2995</b> | <b>3001</b> | <b>6726</b> | <b>1629</b> | <b>10371</b> | <b>7198</b> | <b>22579</b> |

**TABLE 2.8 (Continued)**  
**CITIES WITH 100 OR MORE PUBLICATIONS**  
**(LANGUAGE & PERIODICITY WISE)**

| Cities      | Others  |       |        |       | Total   |       |        |       |
|-------------|---------|-------|--------|-------|---------|-------|--------|-------|
|             | English | Hindi | Others | Total | English | Hindi | Others | Total |
| Agra        | 14      | 162   | 15     | 191   | 18      | 333   | 39     | 390   |
| Ahmadnagar  | 3       | 3     | 83     | 89    | 3       | 5     | 239    | 247   |
| Ahmadabad   | 78      | 37    | 743    | 858   | 125     | 71    | 1166   | 1362  |
| Ajmer       | 7       | 186   | 56     | 249   | 7       | 257   | 82     | 346   |
| Aligarh     | 15      | 80    | 36     | 131   | 19      | 228   | 60     | 307   |
| Allahabad   | 100     | 218   | 55     | 373   | 125     | 362   | 90     | 577   |
| Amravati    | 3       | 5     | 46     | 54    | 5       | 29    | 225    | 259   |
| Amritsar    | 29      | 26    | 146    | 201   | 31      | 40    | 220    | 291   |
| Aurangabad  | 15      | 15    | 73     | 103   | 23      | 51    | 353    | 427   |
| Bangalore   | 409     | 26    | 1519   | 1954  |         | 34    | 2098   | 7422  |
| Bareilly    | 5       | 48    | 10     | 63    | 11      | 154   | 60     | 225   |
| Baroda      | 34      | 2     | 90     | 126   | 38      | 6     | 158    | 202   |
| Bhavnagar   | 3       | 4     | 67     | 74    | 3       | 4     | 212    | 219   |
| Bhopal      | 44      | 1220  | 104    | 1368  | 79      | 2480  | 144    | 2703  |
| Bhubaneswar | 33      | 0     | 146    | 179   | 46      | 4     | 247    | 297   |
| Bikaner     | 7       | 188   | 19     | 214   | 7       | 257   | 20     | 284   |
| Bulandshahr | 2       | 73    | 21     | 96    | 3       | 163   | 41     | 207   |
| Burdwan     | 8       | 8     | 249    | 265   | 8       | 11    | 319    | 338   |
| Chandigarh  | 168     | 48    | 81     | 297   | 227     | 93    | 136    | 456   |
| Chennai     | 804     | 52    | 2640   | 3496  | 963     | 59    | 3591   | 4613  |
| Cochin      | 46      | 1     | 121    | 168   | 55      | 1     | 178    | 234   |
| Coimbatore  | 37      | 0     | 165    | 202   | 51      | 0     | 206    | 257   |
| Cuttack     | 38      | 4     | 314    | 356   | 46      | 4     | 378    | 428   |
| Dehradun    | 44      | 257   | 57     | 358   | 80      | 1180  | 132    | 1392  |
| Delhi       | 2082    | 2349  | 1566   | 5997  | 2436    | 3818  | 2123   | 8377  |
| Ernakulum   | 73      | 2     | 211    | 286   | 83      | 2     | 273    | 358   |
| Faridabad   | 22      | 57    | 24     | 103   | 30      | 189   | 29     | 248   |
| Ghaziabad   | 42      | 175   | 57     | 274   | 49      | 495   | 76     | 620   |
| Gorakhpur   | 2       | 90    | 12     | 104   | 2       | 405   | 35     | 442   |
| Guntur      | 16      | 0     | 163    | 179   | 16      | 0     | 252    | 268   |
| Guwahati    | 25      | 3     | 98     | 126   | 46      | 12    | 174    | 232   |
| Gwalior     | 6       | 123   | 10     | 139   | 9       | 370   | 18     | 397   |
| Haridwar    | 0       | 39    | 9      | 48    | 3       | 192   | 13     | 208   |
| Hyderabad   | 385     | 31    | 794    | 1210  | 587     | 58    | 1507   | 2152  |
| Indore      | 41      | 497   | 88     | 626   | 48      | 1228  | 129    | 1405  |
| Jabalpur    | 9       | 63    | 19     | 91    | 12      | 166   | 28     | 206   |
| Jaipur      | 49      | 926   | 176    | 1151  | 67      | 1500  | 222    | 1789  |
| Jalandhar   | 11      | 21    | 92     | 124   | 18      | 91    | 153    | 262   |
| Jammu       | 46      | 22    | 35     | 103   | 145     | 60    | 172    | 377   |
| Jhansi      | 5       | 64    | 6      | 75    | 5       | 224   | 20     | 249   |
| Jodhpur     | 33      | 188   | 51     | 272   | 38      | 292   | 60     | 390   |

**TABLE 2.8**  
**CITIES WITH 100 OR MORE PUBLICATIONS**  
**(LANGUAGE & PERIODICITY WISE)**

| Cities        | English      | Hindi        | Others       | Total        | English      | Hindi        | Others       | Total        |
|---------------|--------------|--------------|--------------|--------------|--------------|--------------|--------------|--------------|
| Kanpur        | 37           | 304          | 143          | 484          | 55           | 781          | 343          | 1179         |
| Khurda        | 22           | 2            | 125          | 149          | 31           | 3            | 209          | 243          |
| Kolhapur      | 4            | 2            | 113          | 119          | 4            | 4            | 245          | 253          |
| Kolkata       | 711          | 191          | 1488         | 2390         | 853          | 343          | 1823         | 3019         |
| Kota          | 7            | 182          | 9            | 198          | 7            | 259          | 9            | 275          |
| Kottayam      | 31           | 2            | 228          | 261          | 33           | 2            | 309          | 344          |
| Latur         | 0            | 1            | 24           | 25           | 1            | 13           | 201          | 215          |
| Lucknow       | 120          | 894          | 191          | 1205         | 203          | 2916         | 575          | 3694         |
| Ludhiana      | 54           | 44           | 195          | 293          | 62           | 79           | 332          | 473          |
| Madurai       | 16           | 1            | 215          | 232          | 24           | 1            | 266          | 291          |
| Meerut        | 46           | 218          | 44           | 308          | 48           | 664          | 77           | 789          |
| Moradabad     | 6            | 59           | 30           | 95           | 12           | 178          | 68           | 258          |
| Mumbai        | 1964         | 477          | 1597         | 4038         | 2300         | 834          | 2293         | 5427         |
| Muzaffarnagar | 34           | 67           | 12           | 113          | 34           | 226          | 18           | 278          |
| Mysore        | 20           | 2            | 139          | 161          | 35           | 3            | 251          | 289          |
| Nagpur        | 42           | 51           | 129          | 222          | 56           | 141          | 272          | 469          |
| Nellore       | 4            | 0            | 154          | 158          | 5            | 0            | 210          | 215          |
| Patiala       | 23           | 9            | 87           | 119          | 30           | 26           | 257          | 313          |
| Patna         | 35           | 248          | 61           | 344          | 53           | 641          | 154          | 848          |
| Pune          | 119          | 29           | 527          | 675          | 156          | 52           | 839          | 1047         |
| Raipur        | 3            | 156          | 13           | 172          | 8            | 299          | 22           | 329          |
| Rajkot        | 9            | 0            | 154          | 163          | 10           | 0            | 283          | 293          |
| Saharanpur    | 10           | 134          | 50           | 194          | 15           | 403          | 83           | 501          |
| Solapur       | 1            | 3            | 66           | 70           | 1            | 17           | 311          | 329          |
| Srinagar      | 21           | 1            | 26           | 48           | 81           | 2            | 164          | 247          |
| Surat         | 3            | 10           | 99           | 112          | 9            | 27           | 200          | 236          |
| Thane         | 58           | 54           | 126          | 238          | 82           | 178          | 414          | 674          |
| Trivandrum    | 57           | 1            | 304          | 362          | 63           | 1            | 381          | 445          |
| Ujjain        | 1            | 106          | 7            | 114          | 1            | 343          | 8            | 352          |
| Varanasi      | 23           | 146          | 43           | 212          | 29           | 306          | 61           | 396          |
| <b>Total</b>  | <b>10270</b> | <b>12691</b> | <b>20778</b> | <b>43739</b> | <b>12740</b> | <b>27880</b> | <b>33579</b> | <b>59056</b> |