

CHAPTER – 4

CIRCULATION OF PUBLICATIONS

4.1. A total number of 26,104 publications furnished their circulation figures on-line for 2015-16 claiming a total circulation of 61,02,38,581 copies as against 61,02,38,581 copies per publishing day in 2014-15 thereby registering an increase of 19.53 per cent over previous year. A growth of 237.63 per cent during the last decade has been registered. (Table 4.1)

DAILIES

4.2.1. The number of **Daily** publications, which furnished circulation figures, has increased from 7,871 publications in 2014-15 to 8,905 publications in 2015-16. The combined circulation of all Dailies was 37,14,57,696 copies per publishing day in 2015-16 as against 29,63,02,606 copies per publishing day in 2014-15, i.e. an increase of 25.36 per cent. (Table 4.1 & 4.5)

4.2.2. The number of **Bi and Tri-weeklies**, which furnished circulation figures, was 9 in 2015-16 as compared to 34 in 2014-15. Their combined circulation was 1,55,045 copies per publishing day in 2015-16 as against 9,73,292 copies per publishing day in 2014-15, registering a decrease of 84.07 per cent. (Table 4.1 & 4.5)

PERIODICALS

4.3. Among **Periodicals**, Weeklies had a combined share of 14,47,89,293 copies per publishing day i.e. 23.73 per cent of the total circulation, followed by Monthlies with 5,74,54,515 copies per publishing day i.e. 9.41 per cent of total circulation. The Fortnightlies with a total circulation of 3,04,95,523 copies per publishing day i.e. 4.99 per cent of total circulation were at the third place. (Table 4.2)

LANGUAGE-WISE CIRCULATION

4.4.1. In 2015-16 again, Hindi publications as usual retained their largest share in claimed circulation with 31,44,55,106 copies per publishing day or 51.53 % of the total circulation, followed by English publications with 6,54,13,443 copies per publishing day (10.72 %). Other languages in which publications had claimed circulation of more than ten million copies were Urdu 5,17,75,006 (8.48 %), Marathi 3,67,88,737 (6.03 %), Gujarati 2,88,28,334 (4.72 %), Telugu 2,76,45,134 (4.53 %), Odia 2,03,12,592 (3.33 %) and Malayalam 1,55,57,673 (2.55 %). Further, in other languages publications which had claimed circulation more than one million were Tamil 93,39,722 (1.53 %), Bengali 76,19,808

(1.25%), Kannada 64,85,082 (1.06 %), Punjabi 59,31,641 (0.97 %) and Assamese 13,90,759 (0.23 %). (Table 4.2)

4.4.2. Among **Dailies** also, Hindi publications maintained their top position with a claimed circulation of 17,59,03,130 copies per publishing day, or to say 47.35 of the total claimed circulation of all Daily publications. The Urdu Dailies claimed second position with a circulation of 4,23,76,042 copies per publishing day (11.41%). The Dailies published in other languages were English 3,80,00,490 (10.23 %), Marathi 2,91,12,438 (7.84 %), Telugu 1,97,59,795 (5.32 %), Gujarati 1,69,03,308 (4.55 %) and Odia 1,44,13,368 (3.88 %) per publishing day etc.(Table 4.2)

4.4.3. Among **Periodicals**, Hindi/Weekly publications had the highest circulation of 8,89,17,887 copies per publishing day. English periodical claimed second position in Weekly publications with a circulation of 1,57,86,661 copies per publishing day followed by Hindi/Monthlies 3,14,59,080; Hindi/Fortnightlies 1,58,71,030; Gujarati/Weeklies 83,10,020; English/Monthlies 76,58,699; Urdu/Weeklies 72,70,570 and Marathi/Weeklies 63,68,244 etc. (Table 4.2)

STATE-WISE CIRCULATION

4.5.1. The claimed circulation of publications was the highest in Uttar Pradesh with 14,37,35,163 copies per publishing day during 2015-16. Delhi came second with 7,22,18,322 copies, Maharashtra third with 6,00,83,441 copies and Madhya Pradesh fourth with 5,83,51,057 copies per publishing day. (Table 4.3)

4.5.2. Uttar Pradesh had the maximum claimed circulation of Daily publications with 7,84,91,709 copies per publishing day followed by Maharashtra 4,37,32,107 copies, Delhi 3,37,17,134 copies, Madhya Pradesh 3,33,49,938 copies, Gujarat 2,15,74,725 copies, Rajasthan 2,00,15,376 and Andhra Pradesh 1,84,48,633 copies per publishing day, etc. (Table 4.3).

4.5.3. So far as Tri and Bi-weeklies are concerned, Bihar lead with a total circulation of 1,11,500 copies per publishing day followed by Assam with 25,500 copies. (Table 4.3)

4.5.4. The claimed circulation of Weeklies in 2015-16 was the highest in Uttar Pradesh with 4,92,58,895 copies per publishing day followed by Delhi 1,83,12,838 copies, Madhya Pradesh 1,29,03,322 copies, Maharashtra 1,24,27,043 copies, Uttarakhand 1,13,53,260 copies, Gujarat 87,89,621 copies, Tamil Nadu 50,78,603 copies, Rajasthan 38,08,525 copies and Odisha 35,19,520 copies per publishing day etc. (Table 4.3)

4.5.5. In the claimed circulation of Fortnightlies in 2015-16, Delhi retained its top position with 57,35,259 copies per publishing day followed by Uttar Pradesh 46,53,384 copies, Rajasthan 40,18,325 copies, Gujarat 27,91,613 copies, Odisha 16,77,744 copies, Madhya Pradesh 16,27,087, Uttarakhand 15,78,284 copies and Maharashtra 13,14,033 copies per publishing day each in 2015-16. (Table 4.3)

4.5.6. Among Monthly publications also, Delhi occupied the first position with the highest claimed circulation of 1,31,72,131 copies per publishing day followed by Uttar Pradesh 1,03,41,370 copies, Madhya Pradesh 97,25,952 copies, Andhra Pradesh 42,37,473 copies, Kerala 29,46,194 copies and Maharashtra 20,79,023 copies per publishing day. (Table 4.3)

LANGUAGE-CUM STATE-WISE CIRCULATION

4.6. Language-wise analysis of claimed circulation of publications for 2015-16 reveals that Uttar Pradesh was at the top with 11,11,92,464 copies per publishing day in Hindi language i.e. 35.36% of total circulation of Hindi Language followed by Madhya Pradesh 5,51,33,099 copies, Delhi 4,08,87,881 copies, Rajasthan 2,68,69,320 copies and Uttarakhand 1,98,97,791 copies per publishing day. The total circulation of English Language publications was 6,54,13,443 copies per publishing day, out of which Delhi accounted for 1,57,03,822 copies i.e. 24.00 % of the total circulation in English followed by Maharashtra 1,09,78,268 copies, Jammu and Kashmir 60,07,595 copies and Tamil Nadu 53,24,344. The total circulation of Urdu publications was 5,17,75,006 copies out of which Andhra Pradesh accounted for 2,52,07,472 copies i.e. (48.69 %). The total circulation of Marathi publications was 3,67,88,737 copies out of which Maharashtra accounted for 3,60,12,630 copies i.e. (97.89 %). The total circulation of Tamil publications was 93,39,722 copies out of which Tamil Nadu accounted for 87,94,844 copies per publishing day. (Table 4.4)

DISTRIBUTION PATTERN

4.7.1. Out of 61,02,38,581 copies circulated per publishing day in 2015-16, as many as 58,60,79,433 copies (96.04%) were sold and 2,50,59,361 copies (3.96%) were distributed free which included sample, voucher, complimentary and office copies. (Table 4.5)

4.7.2. In case of Daily newspapers, out of a total claimed circulation of 37,14,57,696 copies per publishing day, the number of copies sold were 36,08,75,950 (96.69 %) and free copies were 1,22,65,669 (3.30 %). (Table 4.5)

CIRCULATION PATTERN

4.8.1. In all 26,104 publications submitted their Annual Statements and supplied their circulation data within stipulated filing period. Based on their circulation figures the newspapers have been classified into following three categories;

- (i) **Small:** Circulation up to 25,000 copies per publishing day,
- (ii) **Medium:** Circulation between 25,001 to 75,000 copies per publishing day and
- (iii) **Big:** Circulation of more than 75,000 copies per publishing day.

4.8.2. Out of 26,104 newspapers and periodicals which supplied their circulation data, 973 i.e. 3.72 % fall in the Big category, 6,615 i.e. 25.34 % in the Medium category and remaining 18,516 i.e. 70.93 % in the Small category. Publications falling in the Medium category have the largest share in the circulation with 27,40,06,097 copies per publishing day i.e. 44.90 % of total, followed by the Big category 17,75,12,526 copies i.e. 29.08 % and the Small category having 15,87,19,958 copies per publishing day i.e. 26.00 %. (Table 4.6 & 4.7)

4.8.3. The 'Big' category is further divided into two sub-categories – those having a circulations of (i) 1,00,000 to 25,00,000 copies and (ii) circulation between 75,001 to 99,999 copies per publishing day. In the first sub-category, there are 621 publications with a total circulation of 14,87,90,456 copies per publishing day where as in the second there are 352 publications with a total circulation of 2,87,22,070 copies per publishing day. (Table 4.6)

4.8.4. The 'Medium' category of publications is also classified into two sub-categories – viz., (i) 25,001 to 50,000 copies and (ii) 50,001 to 75,000 copies. In the first sub-category, there are 4,808 publications with a total circulation of 16,00,30,224 copies and in the second category, there are 1807 publications with a total circulation of 11,39,75,873 copies per publishing day. (Table 4.6)

4.8.5. The publications falling under the 'Small' category can be divided into four sub-categories according to their circulation figures, viz (i) 15,001 to 25,000 copies (ii) 5,001 to 15,000 copies (iii) 2,001 to 5,000 copies and (iv) 1 to 2,000 copies. It has been noticed that 4,249 had the circulation range between 15,001 and 25,000 each and 8,074 had circulation range between 5,001 and 15,000 each and 2,552 between 2,001 and 5,000 copies each during the period under report. The remaining 3,641 had a total circulation up to 2,000 copies each. (Table 4.6)

4.8.6. Out of the 8,914 Dailies and Tri and Bi-weeklies that filed circulation data for the year 2015-16, 751 came under the Big category, 4,237 under Medium category and the remaining 3,926 were small newspapers. Out of 751 Big Dailies/Tri and Bi-weeklies, 483 had a circulation of one lakh and above each. (Table 4.6 and 4.7)

4.8.7. As regards Dailies and Tri and Bi-weeklies, the largest circulation was of Medium newspapers (18,45,33,929) i.e. 49.65 per cent, followed by Big ones with newspapers (14,15,02,067) i.e. 38.07 per cent and Small newspapers (4,55,76,745) i.e. 12.28 per cent. (Table 4.7)

4.8.8. It is to mention here that a significant section of the newspapers and periodicals, particularly the Small publications, appears to ignore its obligations to submit the Annual Statements to the O/o RNI under the “**Press and Registration of Books Act, 1867**”. Their circulation, therefore, could not be ascertained and hence the actual circulation of the registered Indian publications would be much higher than what this report projects on the basis of Annual Statements actually received.

AVERAGE CIRCULATION

4.9.1. The average circulation of Dailies and Tri/Bi-weeklies was 41,689 copies per publishing day where as the average circulation of periodicals were 13,882 copies per publishing day during 2015-16. Average circulation of Big newspapers increased by 33,645 copies from 1,54,773 to 1,88,418 during 2015-16 and that of Small newspapers increased by 2,731 copies from 10,878 to 11,609 copies per publishing day as compared to previous year. As for the Medium newspapers, the average circulation increased by 205 copies from 43,348 to 43,553 during 2015-16 in comparison to previous year. (Table 4.7)

4.9.2. The average circulation of Dailies and Tri/Bi-weeklies showed a decrease of 4,083 copies per publishing day i.e. from 37,606 to 41,689 copies per publishing day in 2015-16. (Table 4.7)

4.9.3. The average circulation of periodicals also showed a slight decrease of 447 copies per publishing day i.e. from 14,329 to 13,882 copies per publishing day in 2015-16. (Table 4.7)

CENTRE-WISE CIRCULATION

4.10.1. The publications brought out from the four Metropolitan Cities – Mumbai, Kolkatta, Delhi and Chennai had a combined claimed circulation of 11,12,26,256 copies per publishing day in 2015-16, which comes to 18.22 per cent of the total claimed circulation. The State Capitals (excluding Metropolitan Cities) accounted for 17,85,81,532 copies per publishing day or 29.26 per cent. The publications brought out from Big Cities claimed a total circulation of 22,92,77,883 copies per publishing day, which was 37.57 per cent. The Press in the Union Territories accounted for 56,75,722 copies per publishing day which was 0.93 per cent of the total claimed circulation. The remaining 8,54,77,188 copies per publishing day which was 14.00 per cent belonged to Small Towns. (Table 4.8)

4.10.2. The Dailies and Tri/Bi-weeklies from the four Metropolitan Cities had a total circulation of 5,67,67,118 copies which was 15.27 per cent of the total circulation of the dailies/tri-bi weeklies. The Dailies and Tri/Bi-weeklies published from State Capitals had a total circulation of 9,91,05,802 copies i.e. 26.66 per cent of the total circulation in that category. The Dailies and Tri/Bi-weeklies from other Big Cities claimed a total circulation of 15,57,04,286 copies i.e. 41.89 per cent and from the Small Towns showed a circulation of 5,56,81,348 copies i.e. 14.98 per cent. (Table 4.8)

CIRCULATION LEVELS

4.11.1. “ANANDA BAZAR PATRIKA”, a Bengali/Daily published from Kolkata turned to be the largest circulated single edition Daily with a claimed circulation of 11,50,038

copies per publishing day followed by "**HINDUSTAN TIMES**", an English/Daily published from Delhi with a circulation of 9,92,239 copies per publishing day and "**THE TIMES OF INDIA**", an English/Daily published from Delhi with a claimed circulation of 9,46,175 copies per publishing day.

4.11.2. "DAINIK BHASKAR", having 45 editions in Hindi Language with a total claimed circulation of 46,14,939 copies per publishing day occupied the first position among multi-editions Dailies during 2015-16. "**THE TIMES OF INDIA**", having 33 editions in English Language with a total claimed circulation of 44,21,374 copies per publishing day stood second among multi-editions dailies.

4.11.3. "THE SUNDAY TIMES OF INDIA", an English/Weekly Edition from Delhi, was the largest circulated periodical in 2015-16 with a claimed circulation of 8,47,176 copies per publishing day, while another edition "**THE SUNDAY TIMES OF INDIA**", an English/Weekly Edition from Mumbai, with a circulation of 8,02,466 copies remained second, and "**VANITHA**", a Malayalam/Fortnightly Fortnightlies from Kottayam with a claimed circulation of 6,94,291 copies per publishing day was rated as third.

TABLE 4.1
TOTAL CIRCULATION OF REGISTERED PUBLICATIONS
FROM 2005-06 TO 2015-16

YEAR	Dailies	Tri/Bi-weeklies	Weeklies	Others	Total
2005-06	88863048	566198	50580648	40728717	180738611
2006-07	98837248	737572	52082091	40420483	192077394
2007-08	105791199	654972	57995857	42666087	207108115
2008-09	135805315	574984	69180993	52392081	257953373
2009-10	162312686	635503	83789957	65078417	308816563
2010-11	175665243	969361	89483523	63086714	329204841
2011-12	196951390	928927	103471732	72487715	373839764
2012-13	224337652	1187995	104860366	74651917	405037930
2013-14	264289811	893218	112005740	73397443	450586212
2014-15	296302606	973292	127483338	85762209	510521445
2015-16	371457696	155045	144789293	93836547	610238581

**TOTAL CIRCULATION OF REGISTERED PUBLICATIONS
FROM 2005-06 TO 2015-16
(TABLE 4.1)**

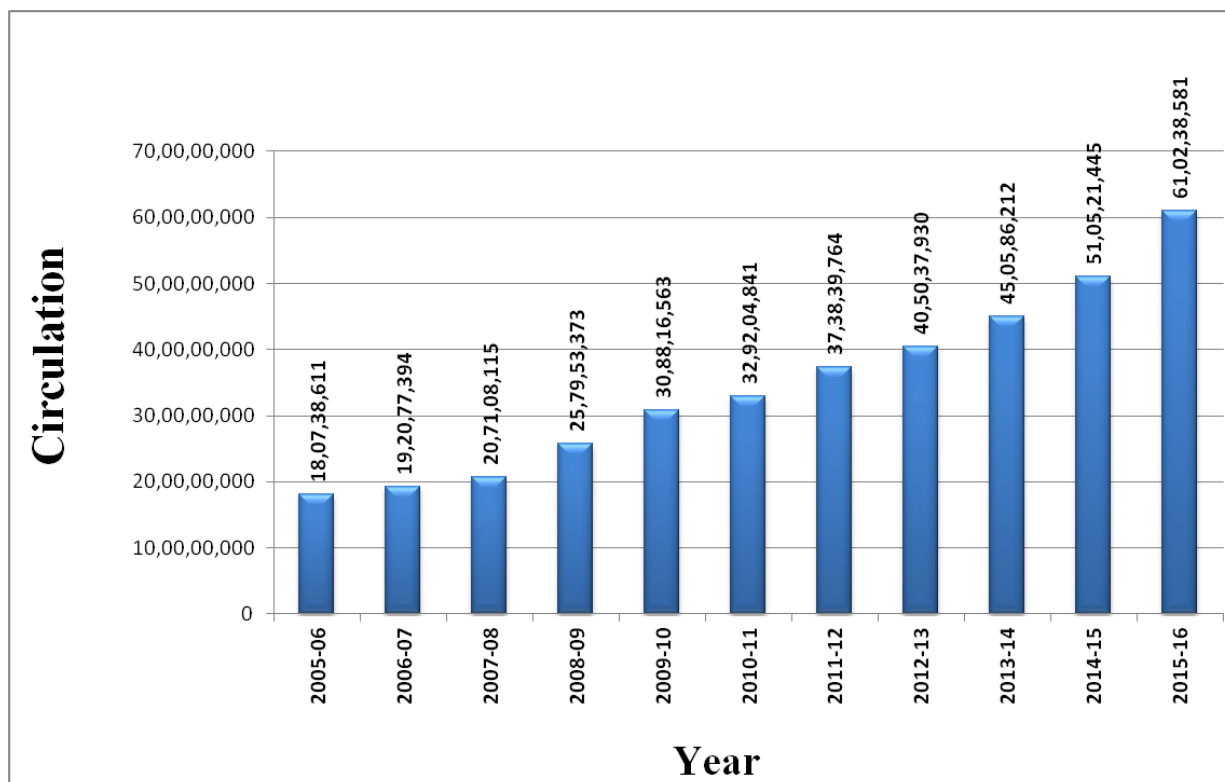
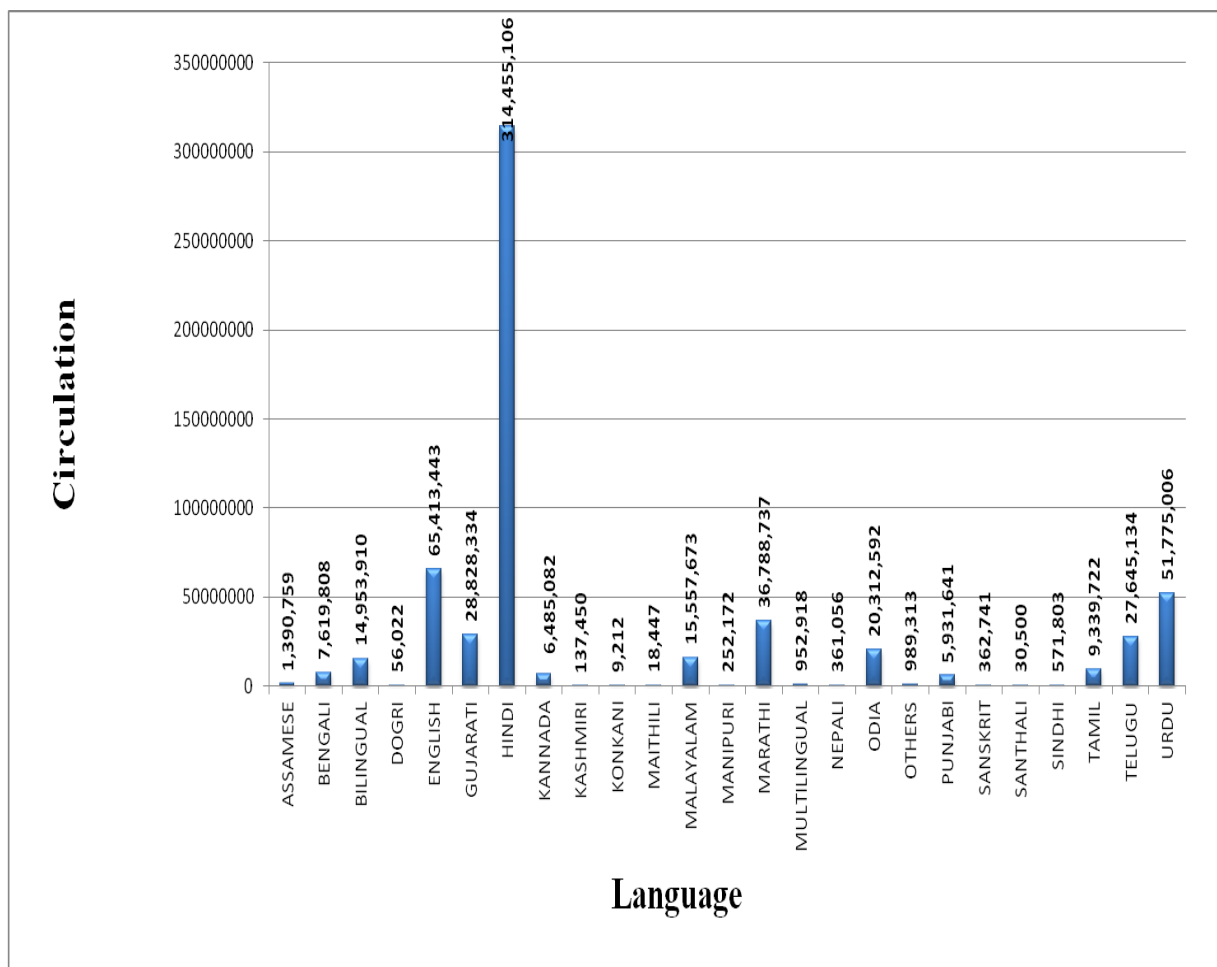


TABLE 4.2
CIRCULATION OF PUBLICATIONS IN 2015-16
(LANGUAGE AND PERIODICITY-WISE)

Language	Daily	Bi/Tri-weekly	Weekly	Fortnightly	Monthly	Quarterly	Annual	Others	Total
Assamese	1004116	0	227553	28557	103853	0	0	26680	1390759
Bengali	4671865	25500	1270585	1040714	553122	37097	1	20924	7619808
Bilingual	2967661	0	5963730	1541650	4007550	213790	25256	234273	14953910
Dogri	49072	0	6950	0	0	0	0	0	56022
English	38000490	18045	15786661	2413506	7658699	323408	842069	370565	65413443
Gujarati	16903308	0	8310020	2425778	1078674	49233	12075	49246	28828334
Hindi	175903130	111500	88917887	15871030	31459080	1300830	84182	807467	314455106
Kannada	5016684	0	556795	169144	674259	3000	16000	49200	6485082
Kashmiri	66000	0	71450	0	0	0	0	0	137450
Konkani	0	0	0	0	9212	0	0	0	9212
Maithili	16197	0	0	1000	0	1250	0	0	18447
Malayalam	9143601	0	2522434	1219647	2424773	7683	218486	21049	15557673
Manipuri	215057	0	11000	0	26115	0	0	0	252172
Marathi	29112438	0	6368244	622600	365159	7640	287746	24910	36788737
Multilingual	177653	0	373899	78270	304286	16710	1600	500	952918
Nepali	344077	0	16179	0	800	0	0	0	361056
Odia	14413368	0	3130738	1302866	1291004	107544	1900	65172	20312592
Others	732896	0	106123	46050	87194	16650	0	400	989313
Punjabi	4397527	0	656724	218180	659209	0	0	1	5931641
Sanskrit	210983	0	109520	25200	16388	650	0	0	362741
Santhali	25500	0	0	0	5000	0	0	0	30500
Sindhi	387533	0	167470	5500	0	0	0	11300	571803
Tamil	5562703	0	1735959	956574	602874	10992	0	470620	9339722
Telugu	19759795	0	1208802	1317120	5306940	20327	25000	7150	27645134
Urdu	42376042	0	7270570	1212137	820324	84937	0	10996	51775006
Total	371457696	155045	144789293	30495523	57454515	2201741	1514315	2170453	610238581

**CIRCULATION OF PUBLICATIONS DURING 2015-16
(LANGUAGE-WISE)
TABLE 4.2**



**CIRCULATION OF PUBLICATIONS DURING 2015-16
(PERIODICITY-WISE)
TABLE 4.2**

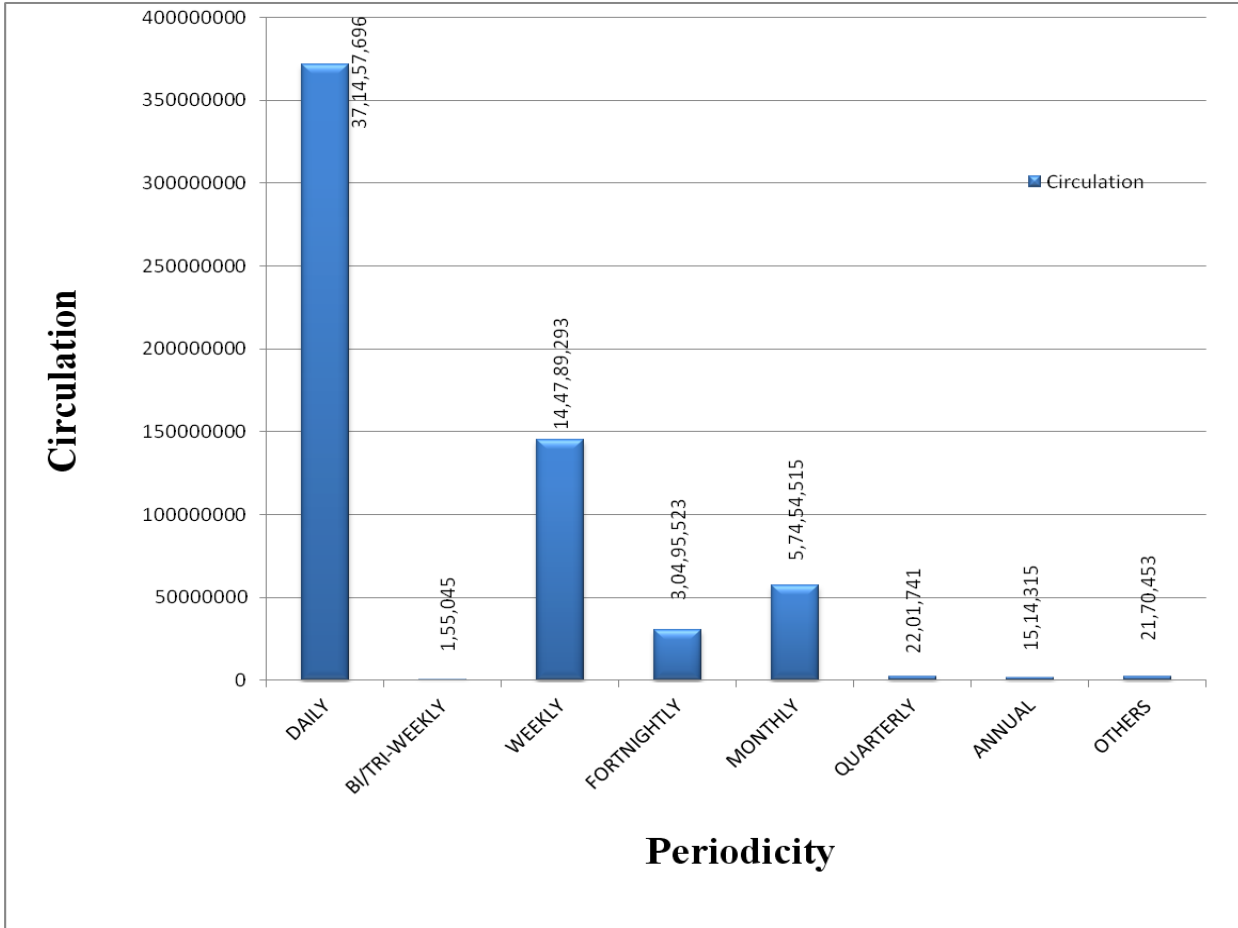


TABLE 4.3
CIRCULATION OF PUBLICATIONS IN 2015-16
(STATE/UTS & PERIODICITY-WISE)

States	Daily	Bi/tri-weekly	Weekly	Fortnightly	Monthly	Quarterly	Annual	Others	Total
Andaman & Nicobar Islands	126175	0	1500	2000	517	0	0	0	130192
Andhra Pradesh	18448633	0	1421389	1154605	4237473	4932	0	5200	25272232
Arunachal Pradesh	288389	0	23456	0	0	0	0	0	311845
Assam	3267276	25500	519464	53857	281607	500	0	26680	4174884
Bihar	10402086	111500	2186000	173937	750441	1950	0	114900	13740814
Chandigarh	2091944	0	712078	144225	214204	0	0	27129	3189580
Chhattisgarh	14140107	0	1305704	79124	1055399	10090	0	54150	16644574
Daman & Diu	576451	0	0	0	0	0	0	0	576451
Delhi	33717134	0	18312838	5735259	13172131	472451	372037	436472	72218322
Dadra & Nagar Haveli	521935	0	106150	124078	82131	0	0	0	834294
Goa	275971	0	77661	16450	2000	0	0	0	372082
Gujarat	21574725	0	8789621	2791613	1268583	71118	0	39737	34535397
Haryana	4283087	0	1590462	620277	785023	6200	0	13083	7298132
Himachal Pradesh	879617	0	378399	39200	78102	9101	250	0	1384669
Jharkhand	4544500	0	740200	85315	273625	11450	0	501	5655591
Jammu & Kashmir	9312181	0	1352940	43672	149171	14000	0	5241	10877205
Karnataka	7318919	4	1834077	172842	761984	15700	16000	56780	10176306
Kerala	9318413	0	2851085	1257356	2946194	9184	717164	20166	17119562
Maharashtra	43732107	0	12427043	1314033	2079023	75713	345758	109764	60083441
Manipur	392352	0	0	0	1	0	0	0	392353
Meghalaya	359098	0	4200	0	800	0	0	0	364098
Mizoram	294685	0	0	0	0	0	0	0	294685
Madhya Pradesh	33349938	0	12903322	1627087	9725952	404877	9700	330181	58351057
Nagaland	194640	0	0	0	13400	0	0	0	208040
Odisha	15608755	0	3519520	1677744	1773308	127819	1900	130972	22840018
Pondicherry	266378	0	20000	9900	18276	7975	0	2000	324529
Punjab	4215052	1000	747399	318383	601483	0	2500	21333	5907150
Rajasthan	20015376	0	3808525	4018325	763733	30012	4501	17116	28657588
Sikkim	787020	0	27679	0	16650	0	0	0	831349
Telangana	8054586	0	1032755	446335	1891173	72000	25500	2008	11524357
Tamil Nadu	7981963	17041	5078603	1173775	1339848	17115	3	473246	16081594
Tripura	885815	0	138359	5256	1200	0	0	1000	1031630
Uttar Pradesh	78491709	0	49258895	4653384	10341370	749268	14501	226036	143735163
Uttaranchal	8413934	0	11353260	1578284	2011236	49506	4500	7183	23417903
West Bengal	7326745	0	2266709	1179207	818477	40780	1	49575	11681494
Total	371457696	155045	144789293	30495523	57454515	2201741	1514315	2170453	610238581

TABLE 4.4
CIRCULATION OF NEWSPAPERS IN 2015-16
(STATE/U.TS & LANGUAGE-WISE)

State/U.T's	Assamese	Bengali	Bilingual	Dogri	English	Gujarati	Hindi	Kannada	Kashmiri	Konkani	Maithili	Malayalam	Manipuri
Andaman & Nicobar Islands	0	22849	2317	0	56969	0	38999	0	0	0	0	0	0
Andhra Pradesh	0	0	296221	0	3773613	0	176392	17000	0	0	0	0	0
Arunachal Pradesh	0	0	0	0	294845	0	17000	0	0	0	0	0	0
Assam	1390259	763192	65637	0	1052608	0	384024	0	0	0	0	0	37115
Bihar	0	1600	146803	0	287100	0	9539821	0	0	0	1000	0	0
Chandigarh	0	0	112527	0	1279289	0	1428618	0	0	0	0	0	0
Chhattisgarh	0	0	56755	0	271154	0	15955813	0	0	0	0	0	0
Daman & Diu	0	0	0	0	25916	287072	198363	0	0	0	0	0	0
Delhi	500	8427	3731569	0	15703822	39322	40887881	63259	0	0	250	27167	0
Dadra & Nagar Haveli	0	0	33675	0	203359	121997	475263	0	0	0	0	0	0
Goa	0	0	0	0	246699	0	28000	0	0	0	0	0	0
Gujarat	0	0	503095	0	1743653	27218451	4126566	0	0	0	0	0	0
Haryana	0	0	270243	0	389495	0	6533858	0	0	0	0	0	0
Himachal Pradesh	0	0	17063	0	157448	0	1203358	0	0	0	0	0	0
Jharkhand	0	56182	50119	0	379507	0	4117688	0	0	0	0	0	0
Jammu & Kashmir	0	0	602849	56022	6007595	0	861067	0	137450	0	0	0	0
Karnataka	0	0	272956	0	2447325	0	140137	6364750	0	9212	0	18821	0
Kerala	0	0	63790	0	1376520	0	223496	9063	0	0	0	15444784	0
Maharashtra	0	6103	915030	0	10978268	1060761	9793879	30310	0	0	1000	55837	0
Manipur	0	0	15547	0	149665	0	6658	0	0	0	0	0	215057
Meghalaya	0	0	0	0	140127	0	43391	0	0	0	0	0	0
Mizoram	0	0	0	0	110881	0	0	0	0	0	0	0	0
Madhya Pradesh	0	0	1054139	0	960951	0	55133099	0	0	0	0	0	0
Nagaland	0	0	0	0	168921	0	0	0	0	0	0	0	0
Odisha	0	0	583413	0	1335299	0	436881	0	0	0	0	0	0
Pondicherry	0	0	13000	0	1000	0	30575	0	0	0	0	0	0
Punjab	0	0	152188	0	64534	0	2297531	0	0	0	0	0	0
Rajasthan	0	0	457037	0	525431	0	26869320	700	0	0	0	0	0
Sikkim	0	0	0	0	315102	0	160516	0	0	0	0	0	0
Telangana	0	0	92050	0	1588561	0	563944	0	0	0	0	0	0
Tamil Nadu	0	3800	1708056	0	5324344	1000	166798	0	0	0	0	9181	0
Tripura	0	763298	35550	0	154532	0	26562	0	0	0	0	0	0
Uttar Pradesh	0	0	3036824	0	3919111	0	111192464	0	0	0	0	0	0
Uttaranchal	0	0	544807	0	1288964	5083	19897791	0	0	0	0	1883	0
West Bengal	0	5994357	120650	0	2690835	94648	1499353	0	0	0	16197	0	0
Total	1390759	7619808	14953910	56022	65413443	28828334	314455106	6485082	137450	9212	18447	15557673	252172

TABLE 4.4 (Contd.)
CIRCULATION OF NEWSPAPERS IN 2015-16
(STATE/U.TS & LANGUAGE-WISE)

State/U.T's	Marathi	Multilingual	Nepali	Odia	Punjabi	Sanskrit	Santhali	Sindhi	Tamil	Telugu	Urdu	Others	Total
Andaman & Nicobar Islands	0	2000	0	0	0	0	0	0	0	7058	0	0	130192
Andhra Pradesh	0	89500	0	20000	0	0	16000	0	0	0	19829095	1054411	25272232
Arunachal Pradesh	0	0	0	0	0	0	0	0	0	0	0	0	311845
Assam	0	10000	0	0	229163	0	0	0	0	0	0	242886	4174884
Bihar	0	22159	0	0	0	0	0	0	0	0	0	3742331	13740814
Chandigarh	0	1000	0	0	0	368146	0	0	0	0	0	0	3189580
Chhattisgarh	0	0	0	0	23390	0	0	0	0	0	0	337462	16644574
Daman & Diu	48600	0	0	0	0	0	16500	0	0	0	0	0	576451
Delhi	70086	184960	0	1000	34133	2042688	85876	0	0	16877	16394	9304111	72218322
Dadra & Nagar Haveli	0	0	0	0	0	0	0	0	0	0	0	0	834294
Goa	97383	0	0	0	0	0	0	0	0	0	0	0	372082
Gujarat	322081	55796	0	0	0	0	97316	0	50227	75010	29691	313511	34535397
Haryana	0	0	0	0	0	0	0	0	0	0	0	104536	7298132
Himachal Pradesh	0	6800	0	0	0	0	0	0	0	0	0	0	1384669
Jharkhand	0	500	0	0	0	0	0	0	0	0	0	1051595	5655591
Jammu & Kashmir	0	36666	0	0	0	0	0	0	0	0	0	3175556	10877205
Karnataka	215042	4000	0	0	1854	0	0	0	0	126780	52726	522703	10176306
Kerala	0	0	0	0	0	0	1909	0	0	0	0	0	17119562
Maharashtra	36012630	68654	0	15001	5500	0	0	0	78977	44449	8696	1008346	60083441
Manipur	0	1	0	0	5425	0	0	0	0	0	0	0	392353
Meghalaya	0	0	0	0	154997	0	0	0	0	0	0	25583	364098
Mizoram	0	0	0	0	183804	0	0	0	0	0	0	0	294685
Madhya Pradesh	20750	76320	0	0	0	0	26457	0	16657	0	0	1062684	58351057
Nagaland	0	0	0	0	39119	0	0	0	0	0	0	0	208040
Odisha	0	128384	0	20271591	0	0	16000	0	0	0	0	68450	22840018
Pondicherry	865	860	0	2200	400	0	650	0	0	274704	275	0	324529
Punjab	0	60100	0	0	0	3323326	0	0	0	0	0	9471	5907150
Rajasthan	0	16101	0	0	174224	0	0	0	425942	0	0	188833	28657588
Sikkim	0	0	284148	0	0	0	0	0	0	0	0	71583	831349
Telangana	0	23500	0	0	0	0	0	0	0	0	7642177	1614125	11524357
Tamil Nadu	1300	2525	0	2800	1066	0	0	0	0	8794844	65880	0	16081594
Tripura	0	0	0	0	51688	0	0	0	0	0	0	0	1031630
Uttar Pradesh	0	118486	0	0	17250	150723	92833	0	0	0	0	25207472	143735163
Uttaranchal	0	22400	800	0	67300	46758	9200	0	0	0	0	1532917	23417903
West Bengal	0	22206	76108	0	0	0	0	30500	0	0	200	1136440	11681494
Total	36788737	952918	361056	20312592	989313	5931641	362741	30500	571803	9339722	27645134	51775006	610238581

CIRCULATION OF PUBLICATIONS IN 2015-16
(STATE/U.T.'s -WISE)
(TABLE 4.4)

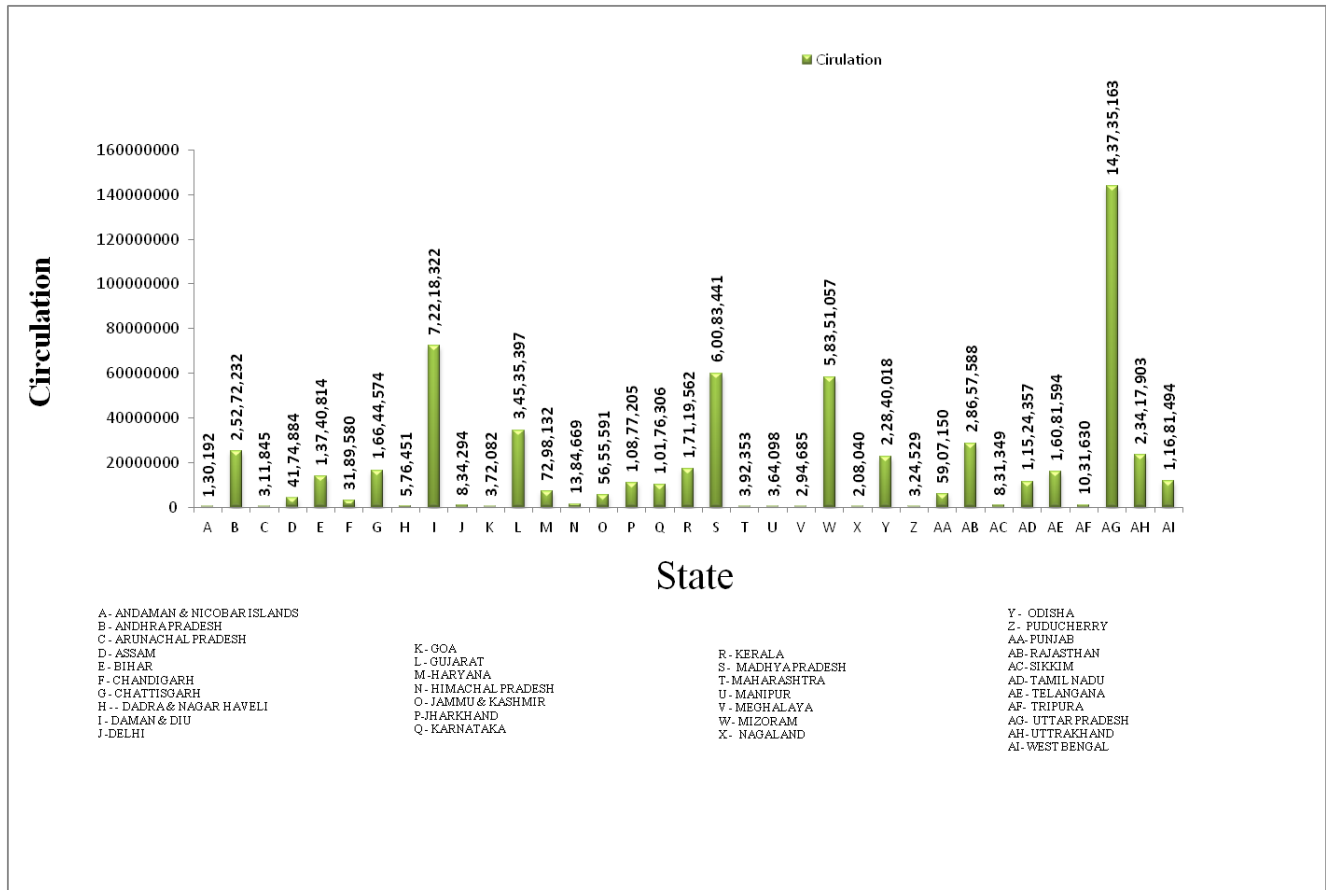


TABLE 4.5
CIRCULATION OF NEWSPAPERS IN 2015-16
(LANGUAGE AND PERIODICITY-WISE)

Language	Daily				Bi/Tri-weekly				Weekly			
	No.	Sold	Free	Total	No.	Sold	Free	Total	No.	Sold	Free	Total
Assamese	29	982932	19051	1004116	0	0	0	0	18	220215	5929	227553
Bengali	69	4606120	48577	4671865	1	25200	300	25500	85	1230174	32155	1270585
Bilingual	132	2998615	134203	2967661	0	0	0	0	385	4629933	1404477	5963730
Dogri	1	48753	402	49072	0	0	0	0	2	6300	650	6950
English	836	36657138	1249861	38000490	7	12987	900	18045	462	14841971	898505	15786661
Gujarati	421	16457073	509030	16903308	0	0	0	0	867	7987253	309794	8310020
Hindi	4118	170942371	4999145	175903130	1	111000	500	111500	5974	86061361	2810873	88917887
Kannada	229	5199449	624542	5016684	0	0	0	0	52	510941	46213	556795
Kashmiri	1	60000	6000	66000	0	0	0	0	2	70100	1350	71450
Konkani	0	0	0	0	0	0	0	0	0	0	0	0
Maithili	1	15615	581	16197	0	0	0	0	0	0	0	0
Malayalam	117	8449763	689774	9143601	0	0	0	0	28	2296497	224859	2522434
Manipuri	6	211901	2611	215057	0	0	0	0	1	10600	400	11000
Marathi	423	28395704	791234	29112438	0	0	0	0	607	5583698	512759	6368244
Multilingual	8	168973	4780	177653	0	0	0	0	32	281180	47370	373899
Nepali	8	330792	12927	344077	0	0	0	0	4	14900	1279	16179
Odia	127	14207250	136207	14413368	0	0	0	0	109	3000095	43297	3130738
Others	24	717162	13465	732896	0	0	0	0	6	103209	2912	106123
Punjabi	71	3784558	620463	4397527	0	0	0	0	37	608101	27128	656724
Sanskrit	12	201920	9061	210983	0	0	0	0	4	106416	3103	109520
Santhali	1	25350	150	25500	0	0	0	0	0	0	0	0
Sindhi	7	319993	67538	387533	0	0	0	0	7	165656	1814	167470
Tamil	140	5370761	148791	5562703	0	0	0	0	30	1639859	35051	1735959
Telugu	856	19144550	900660	19759795	0	0	0	0	125	1155563	63887	1208802
Urdu	1268	41579207	1276616	42376042	0	0	0	0	458	7060555	177690	7270570
Total	8905	360875950	12265669	371457696	9	149187	1700	155045	9295	137584577	6651495	144789293

TABLE 4.5 (Contd. 1)
CIRCULATION OF NEWSPAPERS IN 2015-16
(LANGUAGE AND PERIODICITY-WISE)

Language	Fortnightly				Monthly				Quarterly			
	No.	Sold	Free	Total	No.	Sold	Free	Total	No.	Sold	Free	Total
Assamese	2	27064	1229	28557	7	102388	1893	103853	0	0	0	0
Bengali	115	988795	57543	1040714	66	514710	25223	553122	13	32157	4287	37097
Bilingual	144	1449326	142176	1541650	388	3632988	332095	4007550	39	188990	19679	213790
Dogri	0	0	0	0	0	0	0	0	0	0	0	0
English	129	2115978	315205	2413506	513	6686732	961286	7658699	73	228729	93121	323408
Gujarati	179	2362647	66730	2425778	150	1004075	71368	1078674	8	46647	2256	49233
Hindi	1505	15131294	681105	15871030	2475	29995971	1458019	31459080	162	1186690	127746	1300830
Kannada	65	151395	13975	169144	98	616577	45212	674259	2	2550	450	3000
Kashmiri	0	0	0	0	0	0	0	0	0	0	0	0
Konkani	0	0	0	0	2	8162	50	9212	0	0	0	0
Maithili	1	800	200	1000	0	0	0	0	2	900	350	1250
Malayalam	12	1070215	149429	1219647	89	2088759	229829	2424773	4	6458	1058	7683
Manipuri	0	0	0	0	1	25645	470	26115	0	0	0	0
Marathi	37	449251	166578	622600	81	304986	46976	365159	6	6230	1269	7640
Multilingual	10	71069	6875	78270	43	282616	19609	304286	6	14642	1862	16710
Nepali	0	0	0	0	1	700	100	800	0	0	0	0
Odia	50	1284868	19688	1302866	62	1264658	25560	1291004	10	105389	2103	107544
Others	4	43636	2414	46050	8	83817	2711	87194	3	16175	475	16650
Punjabi	11	211051	7129	218180	30	632858	26356	659209	0	0	0	0
Sanskrit	3	23984	1215	25200	4	14717	1677	16388	1	500	150	650
Santhali	0	0	0	0	1	4500	500	5000	0	0	0	0
Sindhi	1	5300	200	5500	0	0	0	0	0	0	0	0
Tamil	38	864326	37972	956574	111	515990	77188	602874	3	4666	2343	10992
Telugu	130	1349533	82795	1317120	475	4894909	353544	5306940	7	19185	3205	20327
Urdu	88	1167122	24989	1212137	67	789711	25391	820324	8	83047	1867	84937
Total	2524	28767654	1777447	30495523	4672	53465469	3705057	57454515	347	1942955	262221	2201741

TABLE 4.5 (Contd. 2)
CIRCULATION OF NEWSPAPERS IN 2015-16
(LANGUAGE AND PERIODICITY-WISE)

Language	Others				Annual				Total			
	No.	Sold	Free	Total	No.	Sold	Free	Total	No.	Sold	Free	Total
Assamese	1	26000	680	26680	0	0	0	0	57	1358599	28782	1390759
Bengali	9	18481	2091	20924	1	1	0	1	359	7415638	170176	7619808
Bilingual	25	212951	19822	234273	8	19588	4168	25256	1121	13132391	2056620	14953910
Dogri	0	0	0	0	0	0	0	0	3	55053	1052	56022
English	128	215757	160220	370565	26	771129	65423	842069	2174	61530421	3744521	65413443
Gujarati	10	45997	3246	49246	3	10412	452	12075	1638	27914104	962876	28828334
Hindi	70	752505	54559	807467	11	113263	10619	84182	14316	304294455	10142566	314455106
Kannada	3	40800	8400	49200	1	12799	3201	16000	450	6534511	741993	6485082
Kashmiri	0	0	0	0	0	0	0	0	3	130100	7350	137450
Konkani	0	0	0	0	0	0	0	0	2	8162	50	9212
Maithili	0	0	0	0	0	0	0	0	4	17315	1131	18447
Malayalam	5	5450	4216	21049	4	191433	27053	218486	259	14108575	1326218	15557673
Manipuri	0	0	0	0	0	0	0	0	8	248146	3481	252172
Marathi	5	23597	1213	24910	23	274370	14229	287746	1182	35037836	1534258	36788737
Multilingual	1	400	100	500	1	1500	100	1600	101	820380	80696	952918
Nepali	0	0	0	0	0	0	0	0	13	346392	14306	361056
Odia	2	64908	264	65172	1	1750	150	1900	361	19928918	227269	20312592
Others	1	0	400	400	0	0	0	0	46	963999	22377	989313
Punjabi	1	1	0	1	0	0	0	0	150	5236569	681076	5931641
Sanskrit	0	0	0	0	0	0	0	0	24	347537	15206	362741
Santhali	0	0	0	0	0	0	0	0	2	29850	650	30500
Sindhi	1	11200	100	11300	0	0	0	0	16	502149	69652	571803
Tamil	6	440426	10843	470620	0	0	0	0	328	8836028	312188	9339722
Telugu	2	6950	200	7150	1	22000	3000	25000	1596	26592690	1407291	27645134
Urdu	2	9973	1023	10996	0	0	0	0	1891	50689615	1507576	51775006
Total	272	1875396	267377	2170453	80	1418245	128395	1514315	26104	586079433	25059361	610238581

TABLE 4.6
CIRCULATION PATTERN OF NEWSPAPERS IN 2015-16
(CATEGORY AND RANGE-WISE)

Category	Range	Dailies, Tri/Bi Weeklies		Other Periodicals		Total		
		Number	Circulation	Number	Circulation	Number	Circulation	Circulation
Small	1 to 2000	638	949508	3003	4089104	3641	5038612	158719958
	2001 to 5000	272	941803	2280	7759140	2552	8700943	
	5001 to 15000	1300	11952020	6774	55142251	8074	67094271	
	15001 to 25000	1716	31733414	2533	46152718	4249	77886132	
Medium	25001 to 50000	2852	96550850	1956	63479374	4808	160030224	274006097
	50001 to 75000	1385	87983079	422	25992794	1807	113975873	
Big	75001 to 99999	268	21807634	84	6914436	352	28722070	177512526
	100000 to 2500000	483	119694433	138	29096023	621	148790456	
Total		8914	371612741	17190	238625840	26104	610238581	610238581

TABLE 4.7
CIRCULATION OF NEWSPAPERS IN 2015-16
(CATEGORY AND RANGE-WISE)

Category	Dailies, Tri/Bi Weeklies			Other Periodicals			Total		
	Number	Circulation	Avg Circulation	Number	Circulation	Avg Circulation	Number	Circulation	Avg Circulation
Big	751	141502067	188418	222	36010459	162209	973	177512526	182438
Medium	4237	184533929	43553	2378	89472168	37625	6615	274006097	41422
Small	3926	45576745	11609	14590	1.13E+08	7755	18516	158719958	8572
Total	8914	371612741	41689	17190	2.39E+08	13882	26104	610238581	23377

TABLE 4.8
CIRCULATION OF NEWSPAPERS IN 2015-16
(CENTRE-WISE)

Centre of Publication	Dailies, Tri/Bi Weeklies		Weeklies		Others		Total	
	Number	Circulation	Number	Circulation	Number	Circulation	Number	Circulation
Big city	4125	155704286	3709	44412680	2982	29160917	10816	229277883
Metropolitan City	974	56767118	955	28451343	1663	26007795	3592	111226256
State Capital	2688	99105802	3188	49601493	2627	29874237	8503	178581532
Small Towns	1018	55681348	1392	21567536	586	8228304	2996	85477188
Union Territory	109	4354187	51	756241	37	565294	197	5675722
Total	8914	371612741	9295	144789293	7895	93836547	26104	610238581